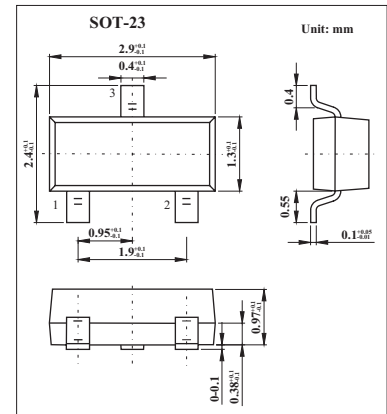


350mW Surface Mount Zener Diodes

BZX84C4V7

■ Features

- Planar Die Construction
- 350mW Power Dissipation
- Ideally Suited for Automated Assembly Processes



■ Absolute Maximum Ratings $T_a = 25^\circ\text{C}$

Parameter	Symbol	Rating	Unit
Forward Voltage at $I_F = 10\text{ mA}$	V_F	0.9	V
Power Dissipation *	P_D	350	mW
Junction Temperature	T_j	150	$^\circ\text{C}$
Storage Temperature Range	T_s	-65 to + 150	$^\circ\text{C}$
Thermal Resistance Junction to Ambient Air *	R_{thA}	417	$^\circ\text{C}/\text{W}$

*Device mounted on FR-4 PC board with recommended pad layout,

■ Electrical Characteristics $T_a = 25^\circ\text{C}$ (unless otherwise noted)

Type Number	Zener Voltage Range *1			Maximum Zener Impedance *2			Maximum Reverse Current *1		Typical Temperature Coefficient @ I_{ZT} mV/ $^\circ\text{C}$		
	$V_Z @ I_{ZT}$			$Z_{ZT} @ I_{ZT}$	$Z_{ZK} @ I_{ZK}$		I_R	V_R	Min	Max	
	Nom (V)	Min (V)	Max (V)	mA	Ω	Ω	mA	μA			V
BZX84C4V7	4.7	4.4	5.0	5.0	80	500	1.0	3	2	-3.5	0.2

*1. Short duration test pulse used to minimize self-heating effect.

*2. $f = 1\text{KHz}$.

■ Marking

Marking	Z1
---------	----

BZX84C4V7

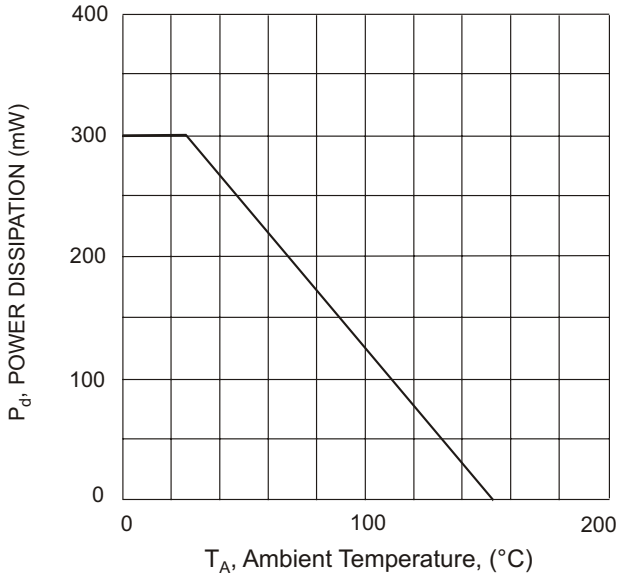


Fig. 1 Power Derating Curve

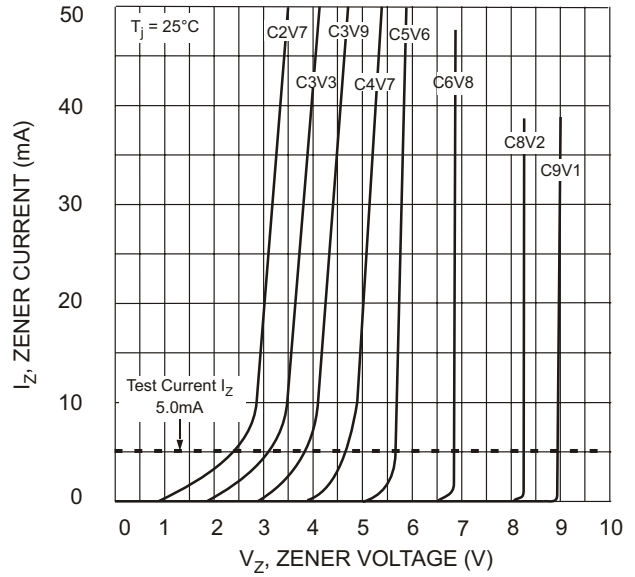


Fig. 2 Zener Breakdown Characteristics

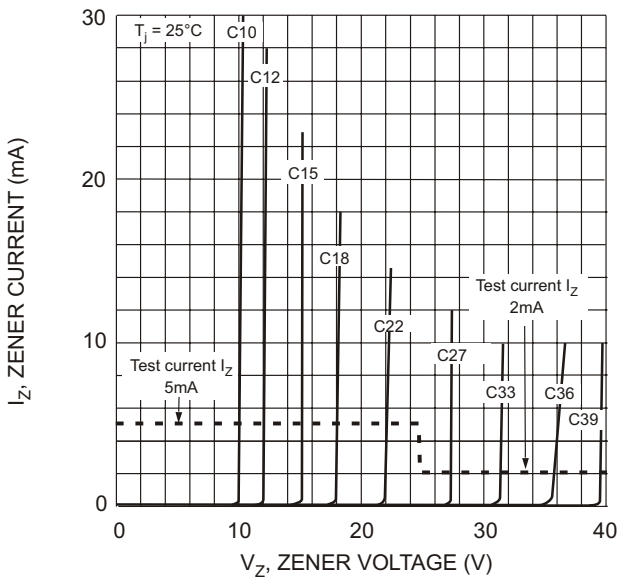


Fig. 3 Zener Breakdown Characteristics

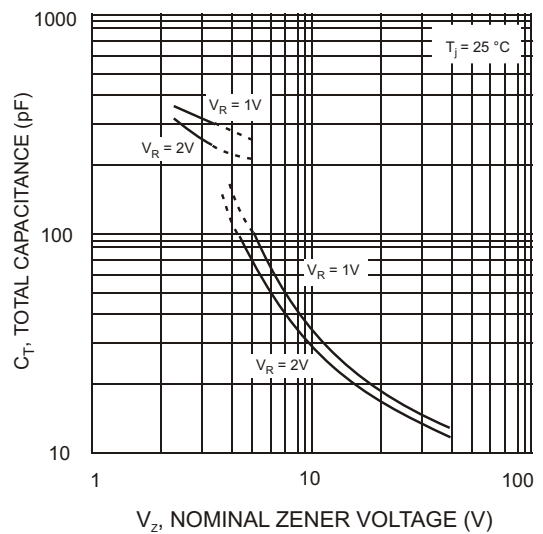


Fig. 4 Total Capacitance vs Nominal Zener Voltage