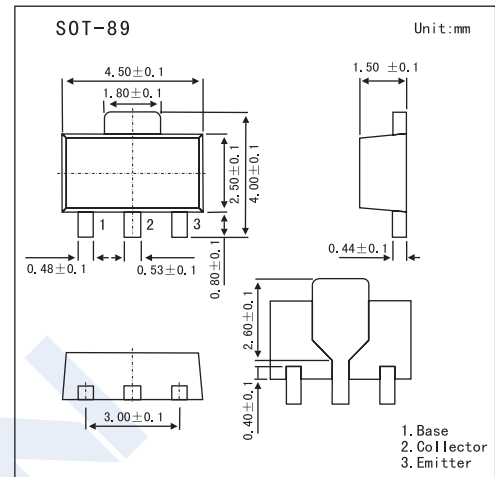


High Voltage Switching Applications

2SC2880

■ Features

- High Voltage : $V_{CEO} = 150V$
- High Transition Frequency : $f_T = 120MHz$ (typ.)
- Small Flat Package
- Complementary to 2SA1200

■ Absolute Maximum Ratings $T_a = 25^\circ C$

Parameter	Symbol	Rating	Unit
Collector-Emitter Voltage	V_{CEO}	150	V
Collector-Base Voltage	V_{CBO}	200	V
Emitter-Base Voltage	V_{EBO}	5	V
Collector Current	I_C	50	mA
Base Current	I_B	10	mA
Collector Power Dissipation	P_C	500	mW
	P_C^*	800	
Junction temperature	T_j	150	$^\circ C$
Storage temperature	T_{stg}	-55 to +150	$^\circ C$

* Mounted on a ceramic substrate (250 mm² x 0.8 t)

■ Electrical Characteristics $T_a = 25^\circ C$

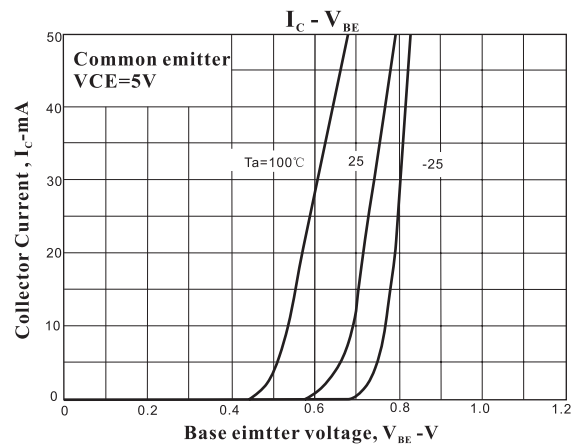
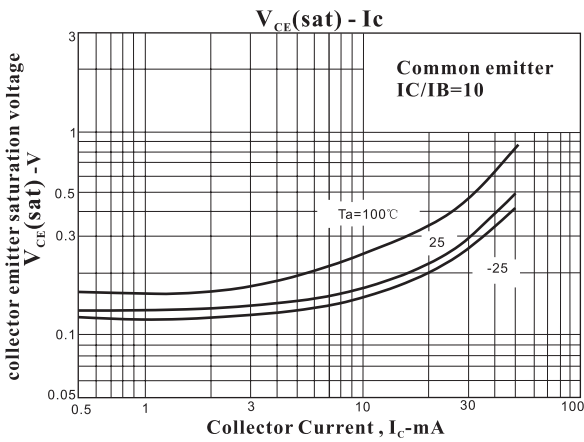
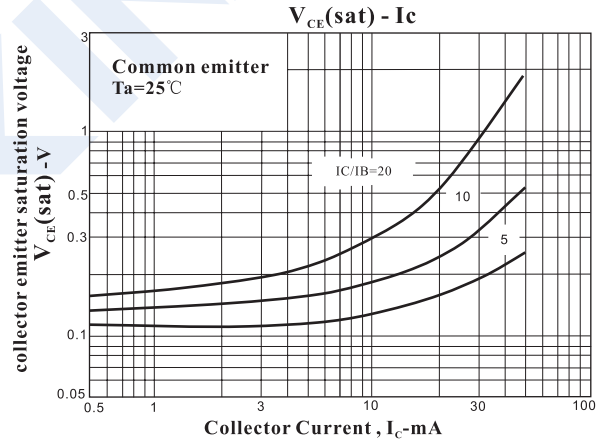
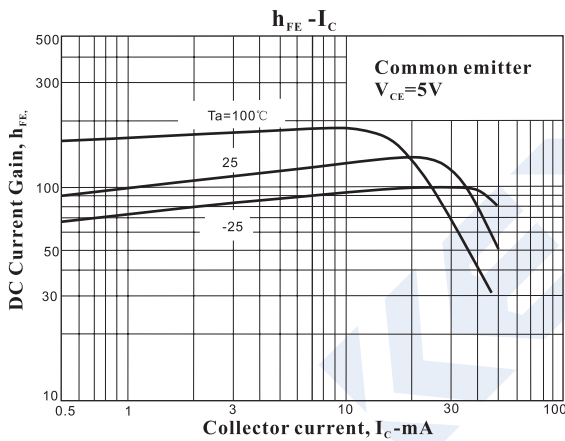
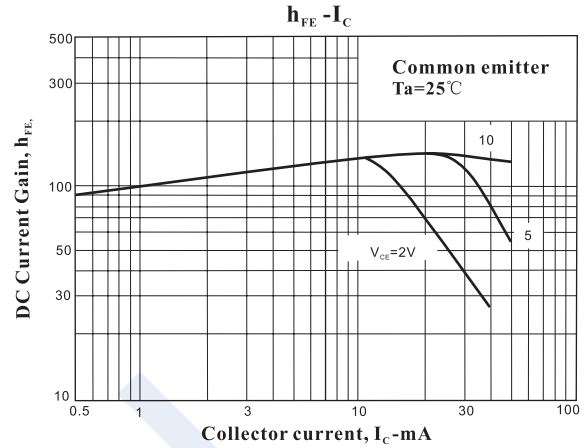
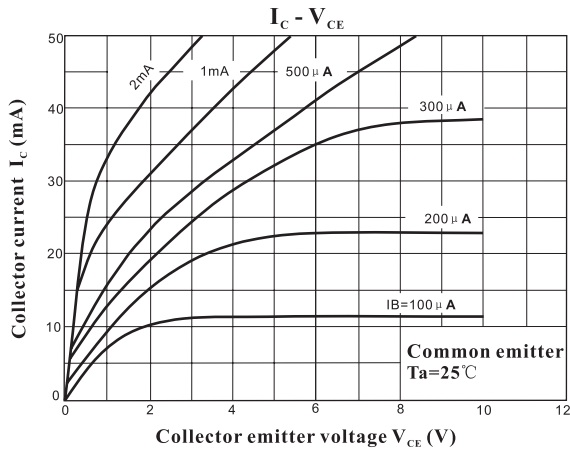
Parameter	Symbol	Testconditions	Min	Typ	Max	Unit
Emitter Cut-off Current	I_{EBO}	$V_{EB} = 5V, I_C = 0$			0.1	μA
Collector Cut-off Current	I_{CBO}	$V_{CB} = 200V, I_E = 0$			0.1	μA
DC Current Gain	h_{FE}	$V_{CE} = 5V, I_C = 10mA$	70		240	
Collector-Emitter Saturation Voltage	$V_{CE(sat)}$	$I_C = 10mA, I_B = 1mA$			0.5	V
Base-Emitter Voltage	V_{BE}	$V_{CE} = 5V, I_C = 30mA$			1	V
Transtion Frequency	f_T	$V_{CE} = 30V, I_C = 10mA$		120		MHz
Collector Output Capacitance	C_{ob}	$V_{CB} = 10V, I_E = 0, f = 1MHz$		3.5	5.0	pF

■ hFE Classification

Marking	A	
	O	Y
hFE	70~140	120~240

2SC2880

Electrical Characteristics Curves



2SC2880

