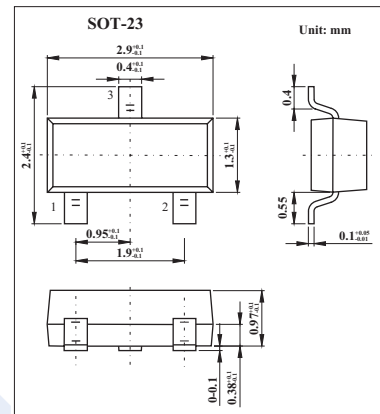


Schottky Barrier Diodes

KB491D(RB491D)



■ Features

- Small surface mounting type.
- Low reverse current and low forward voltage.
- High reliability.

■ Absolute Maximum Ratings $T_a = 25^\circ\text{C}$

Parameter	Symbol	Rating	Unit
Peak reverse voltage	V_{RM}	25	V
DC reverse voltage	V_R	20	V
Mean rectifying current	I_F	1	A
Peak forward surge current	I_{FSM}	3	A
Junction temperature	T_j	125	$^\circ\text{C}$
Storage temperature	T_{stg}	-40 to +125	$^\circ\text{C}$

■ Electrical Characteristics $T_a = 25^\circ\text{C}$

Parameter	Symbol	Testconditons	Min	Typ	Max	Unit
Forward voltage	V_F	$I_F=1\text{A}$			0.45	V
Reverse current	I_R	$V_R=20\text{V}$			200	μA

■ Marking

Marking	D2E

KB491D(RB491D)

■ Typical Characteristics

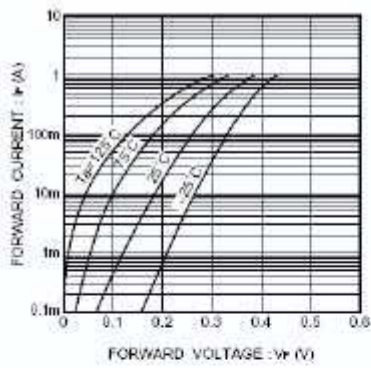


Fig.1 Forward characteristics

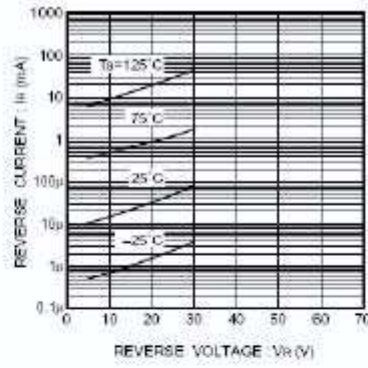


Fig.2 Reverse characteristics

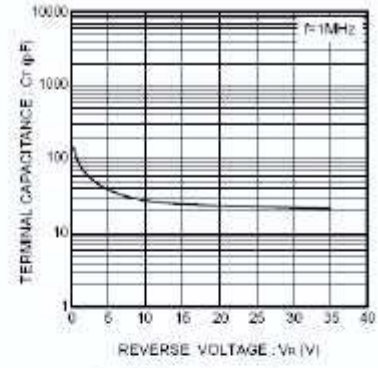


Fig.3 Capacitance between terminals characteristics

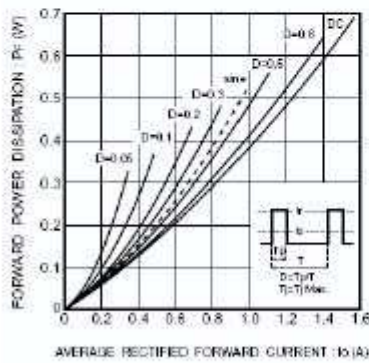


Fig.4 Forward power dissipation characteristics

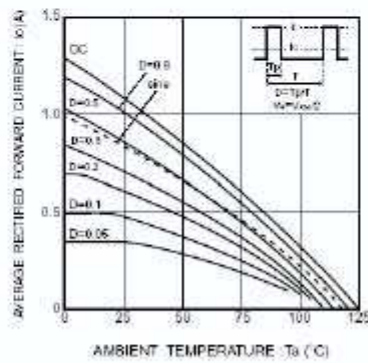


Fig.5 Derating curve ($I_o - T_a$)