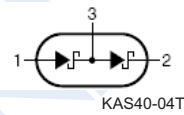
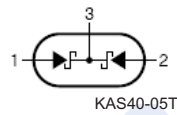
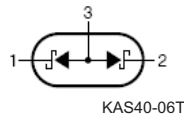
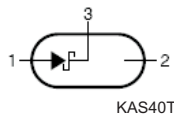
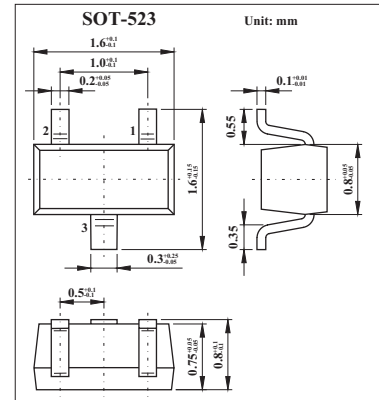


Surface Mount Schottky Barrier Diode

KAS40T,-04T,-05T,-06T
(BAS40T,-04T,-05T,-06T)

■ Features

- Low Forward Voltage Drop
- Fast Switching
- Ultra-Small Surface Mount Package
- PN Junction Guard Ring for Transient and ESD Protection

■ Absolute Maximum Ratings $T_a = 25^\circ\text{C}$

Parameter	Symbol	Rating	Unit
Peak Repetitive Reverse Voltage	V_{RRM}	40	V
Working Peak Reverse Voltage	V_{RWM}		
DC Blocking Voltage	V_R		
RMS Reverse Voltage	$V_{R(RMS)}$	28	V
Forward Continuous Current	I_{FM}	200	mA
Forward Surge Current @ $t = 1.0\text{s}$	I_{FSM}	600	mA
Power Dissipation	P_d	150	mW
Thermal Resistance, Junction to Ambient Air	$R_{\theta JA}$	833	$^\circ\text{C}/\text{W}$
Operating Temperature Range	T_j	-55 to +125	$^\circ\text{C}$
Storage Temperature Range	T_{STG}	-65 to +150	$^\circ\text{C}$

■ Electrical Characteristics $T_a = 25^\circ\text{C}$

Parameter	Symbol	Test conditions	Min	Typ	Max	Unit
Reverse Breakdown Voltage	$V_{(BR)R}$	$I_R = 10 \mu\text{A}$	40			V
Forward Voltage	V_F	$I_F = 1.0\text{mA}, t_p < 300 \mu\text{s}$ $I_F = 40\text{mA}, t_p < 300 \mu\text{s}$			380 1000	mV
Reverse Leakage	I_R	$V_R = 30\text{V}$			200	nA
Junction Capacitance	C_j	$V_R = 0\text{V}, f = 1.0\text{MHz}$			5.0	pF
Reverse Recover Time	T_{rr}	$I_F = I_R = 10\text{mA}, I_{rr} = 0.1 \times I_R, R_L = 100 \Omega$			5.0	ns

■ Marking

NO.	KAS40T	KAS40-04T	KAS40-05T	KAS40-06T
Marking	43	44	45	46