

Features

- High IP3 +35 dBm Typcal
- High P1dB +22 dBm Typical
- +5 Volt Bias
- Variable Gain
- 30% High Power Added Efficiency

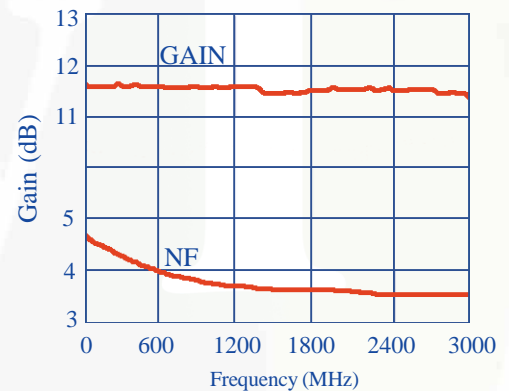
The MPS-302201-87 is an internally matched GaAs FET amplifier in a gold/ceramic hermetically sealed package. It is ideal for digital communications applications where excellent gain linearity and high efficiency at 5 Volt bias is required. The device may be directly soldered to a 50 ohm microstrip circuit without additional matching elements. Independent biasing of the gate allows external gain control or the amplifier may be operated with no gate bias.

Specifications

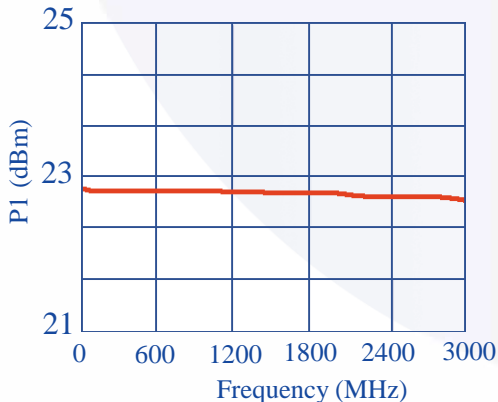
- Electrical at 25°C, V_{dd}= 5.0 V, Z_o= 50 Ω

Symbol	Parameter	Min.	Typical	Max	Unit
Freq	Frequency Range	100		3000	MHz
SSG	Small Signal Gain	10.5	11.5		dB
P1dB	P out at 1 dB Compression	20.5	22.0		dBm
IP3	Third-order Intercept		35.0		dBm
VSWR	Input VSWR		1.6:1	2.5:1	
ΔGOF	Gain Variation over Freq.		+/- 0.5	+/- 0.8	dB
ΔGOT	Gain Variation over Temp.		-.008		dB/°C
I _{dd}	DC Current		90	160	mA
PAE	Power Added Efficiency		30		%
NF	Noise Figure(>500MHz/<=500MHz)		3.5/4.5	5.0/6.5	dB

Gain & NF vs. Frequency



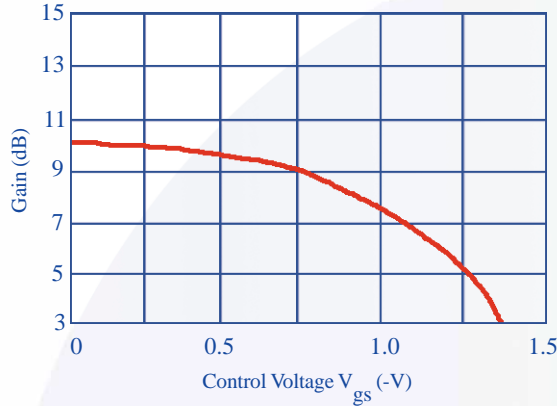
Power Output at P1dB



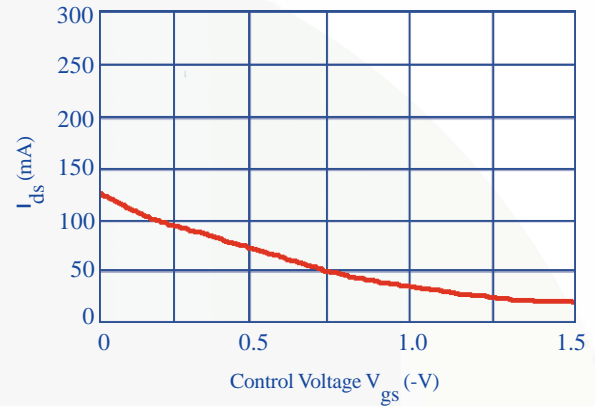
Absolute Maximum Ratings

Maximum Bias Voltage	6.0 V
Maximum Continuous RF Input Power	200 mW
Maximum Peak Input Power	300mW
Maximum Case Operating Temperature	+85°C
Maximum Storage Temperature	-65°C to +150°C

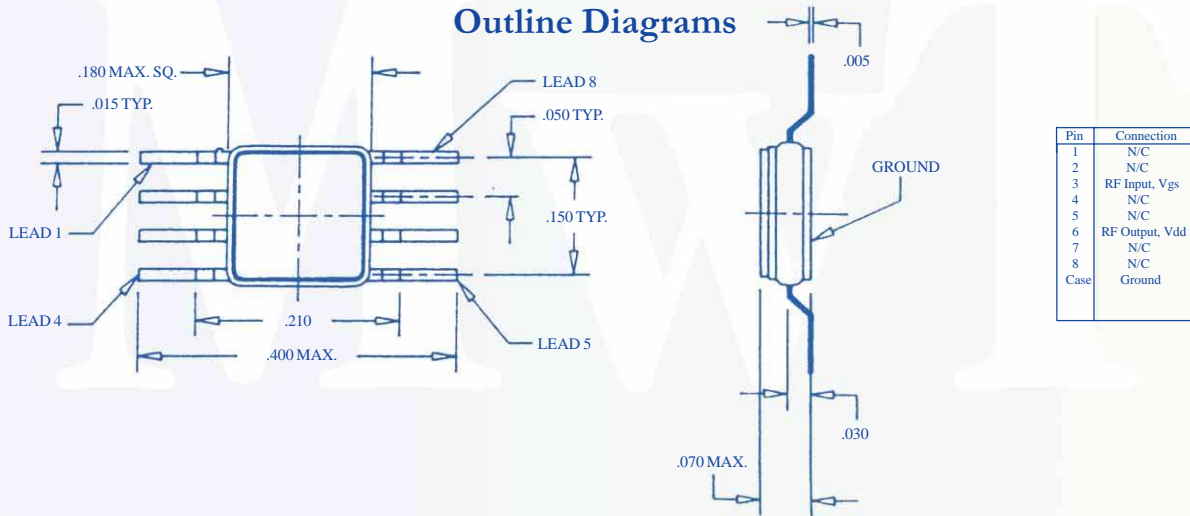
Gain vs. Control Voltage



I_{ds} vs. Control Voltage



Outline Diagrams



Application Circuit

