

Features:



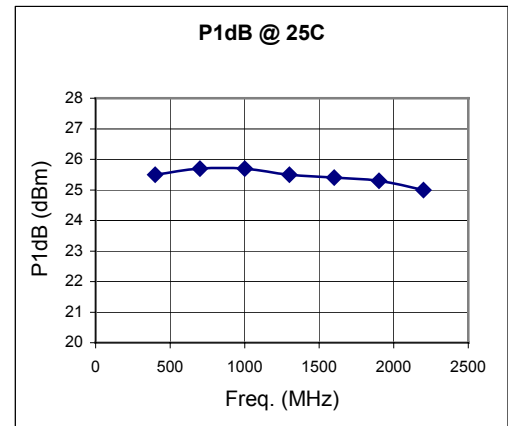
- 1.2:1 Typical Output VSWR
- 14 dB Typical Gain
- +42 dBm Typical IP3
- Single Positive Bias
- High P1dB +25 dBm Typ (.4-2.1GHz)
- Surface Mount Package

The MPS-0425A9D-82 is a high linearity modular amplifier designed to meet the ultra-linear transmitter driver requirements for commercial AMPS, IS-54 and GSM base stations. Key advantages are low intermodulation performance for multi-carrier or wideband CDMA systems and exceptionally low input/output return loss for ease of integration.

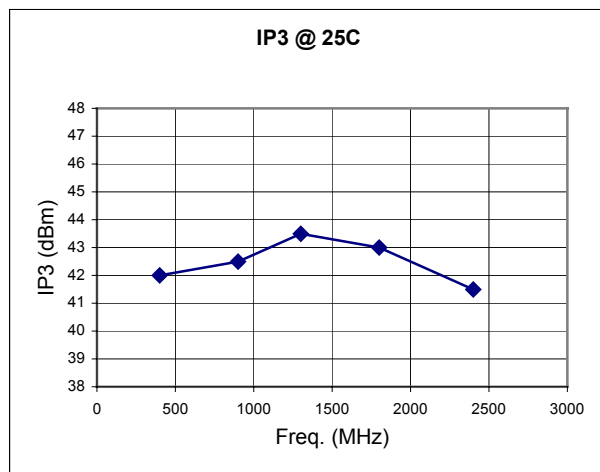
Specifications

● Electrical at 25°C, Vdd = 7.5 V, Zo = 50 ohms

SYMBOL	PARAMETERS	Min	Typical	Max	Unit
Freq.	Frequency Range	400		2500	MHz
SSG	Small Signal Gain	13.0	14.0		dB
P1 dB	Pout at 1 dB Comp Point				dBm
	0.4 – 2.1 GHz	+24.0	+25.0		
	2.1 – 2.5 GHz		+23.0		
IP3 (1)	Third-Order Intercept	+40.0	+42.0		dBm
VSWR	Input VSWR		1.4:1	1.7:1	
	Output VSWR		1.2:1	1.7:1	
GOF	Gain Var. over Frequency (over 200MHz BW)		± 0.5	±0.8	dB
			± 0.2	±0.5	
GOT	Gain Var. over Temp		-0.015		dB/°C
Idd	DC Current		300	330	mA

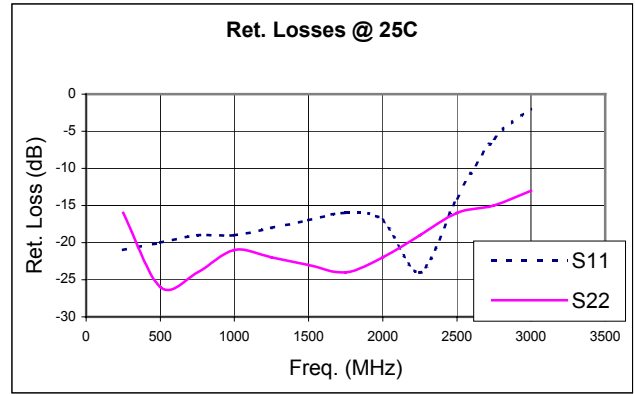
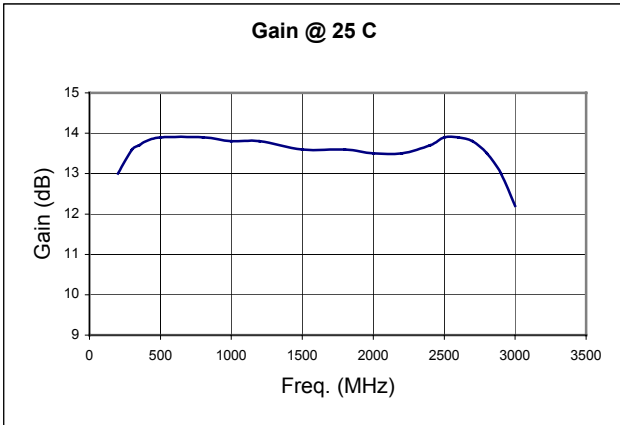


(1) Two tone test @ 13 dBm/tone, centered at 1.5 GHz with separation of 10 MHz.

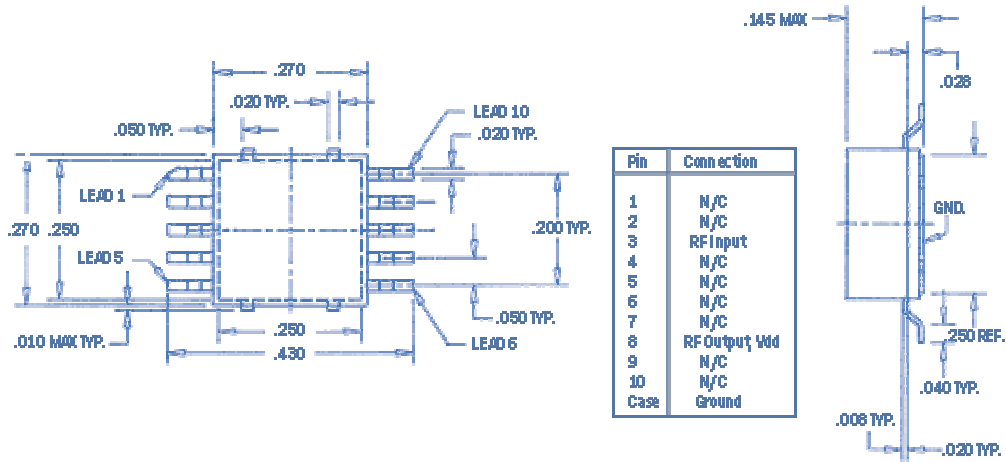


Absolute Maximum Ratings

Maximum Bias Voltage	8.0 V
Maximum Continuous RF Input Power	+25 dBm
Maximum Peak Input Power	+27 dBm
Maximum Case Operating Temperature	+85 °C
Maximum Storage Temperature	- 65 to + 150 °C



Outline Diagram



Application Circuit

