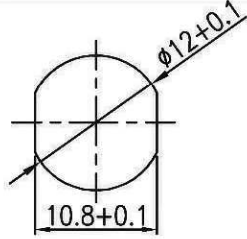

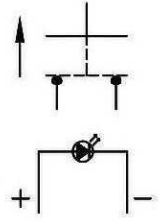
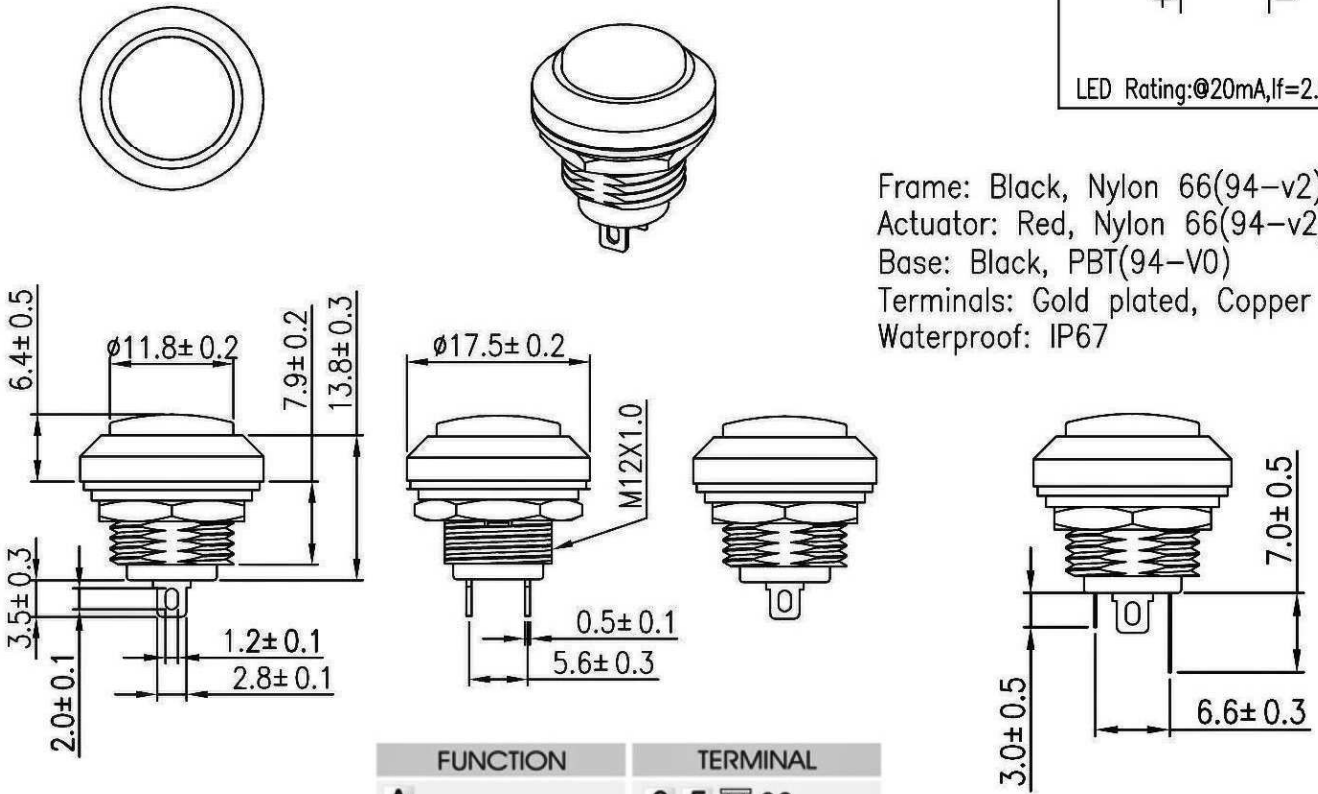





THIS INFORMATION IS CONFIDENTIAL AND PROPRIETARY TO CW INDUSTRIES INCORPORATED AND ITS AFFILIATES. IT MAY NOT BE DISCLOSED TO ANYONE, OTHER THAN CW INDUSTRIES PERSONNEL, WITHOUT WRITTEN AUTHORIZATION FROM CW INDUSTRIES INCORPORATED, SOUTHAMPTON, PENNSYLVANIA USA.

Rating	400mA 32VAC 125mA 125VAC 100mA 50VDC	Mounting Hole 	Circuit Diagram A  AL 
Contact Resistance	50m ohm Max		
Insulation Resistance	DC 500V 100M ohm Min.		
Dielectric Strength	AC 1000V 1minute		
Operation Temperature	-25°C~85°C		
Function	SEE CHART	Thickness:1.5~4.0mm	

LED Rating: @20mA, If=2.0VDC

Frame: Black, Nylon 66(94-v2)
Actuator: Red, Nylon 66(94-v2)
Base: Black, PBT(94-V0)
Terminals: Gold plated, Copper
Waterproof: IP67



FUNCTION	TERMINAL
A  2P SPST	0 5  SO
AL  2P SPST (LED)	

() = Momentary Function

Illuminated Switch

RoHS Compliant

CW INDUSTRIES
Southampton, Pa. 18966
Tel 215.355.7080/www.cwind.com

Date Drawn: 1/05/11

Rev. 0

Unit: mm

Checked By: G.GULD

Title:
PUSH BUTTON SWITCH

CW P/N:
GPB556XSERIES