



**America Semiconductor**

**Silicon Standard  
Recovery Diode**

**MSRT20060(A) thru  
MSRT200100(A)**

**$V_{RRM} = 600\text{ V} - 1600\text{ V}$**

**$I_F = 200\text{ A}$**

**Features**

- High Surge Capability
- Types up to 1600 V  $V_{RRM}$

**Three Tower Package**



**Maximum ratings, at  $T_j = 25\text{ }^\circ\text{C}$ , unless otherwise specified**

Parameter	Symbol	Conditions	MSRT20060(A)	MSRT20080(A)	MSRT200100(A)	Unit
Repetitive peak reverse voltage	$V_{RRM}$		600	800	1000	V
RMS reverse voltage	$V_{RMS}$		424	566	707	V
DC blocking voltage	$V_{DC}$		600	800	1000	V
Continuous forward current	$I_F$	$T_C \leq 140\text{ }^\circ\text{C}$	200	200	200	A
Surge non-repetitive forward current, Half Sine Wave	$I_{F,SM}$	$T_C = 25\text{ }^\circ\text{C}$ , $t_p = 8.3\text{ ms}$	3000	3000	3000	A
Operating temperature	$T_j$		-40 to 175	-40 to 175	-40 to 175	$^\circ\text{C}$
Storage temperature	$T_{stg}$		-40 to 175	-40 to 175	-40 to 175	$^\circ\text{C}$

**Electrical characteristics, at  $T_j = 25\text{ }^\circ\text{C}$ , unless otherwise specified**

Parameter	Symbol	Conditions	MSRT20060(A)	MSRT20080(A)	MSRT200100(A)	Unit
Diode forward voltage	$V_F$	$I_F = 200\text{ A}$ , $T_j = 25\text{ }^\circ\text{C}$	1.1	1.1	1.1	V
Reverse current	$I_R$	$V_R = 600\text{ V}$ , $T_j = 25\text{ }^\circ\text{C}$	10	10	10	$\mu\text{A}$
		$V_R = 600\text{ V}$ , $T_j = 150\text{ }^\circ\text{C}$	5	5	5	mA

**Thermal characteristics**

Thermal resistance, junction - case	$R_{thJC}$		0.35	0.35	0.35	$^\circ\text{C/W}$
-------------------------------------	------------	--	------	------	------	--------------------





# America Semiconductor

## MSRT20060(A) thru MSRT200100(A)

Figure .1- Typical Forward Characteristics

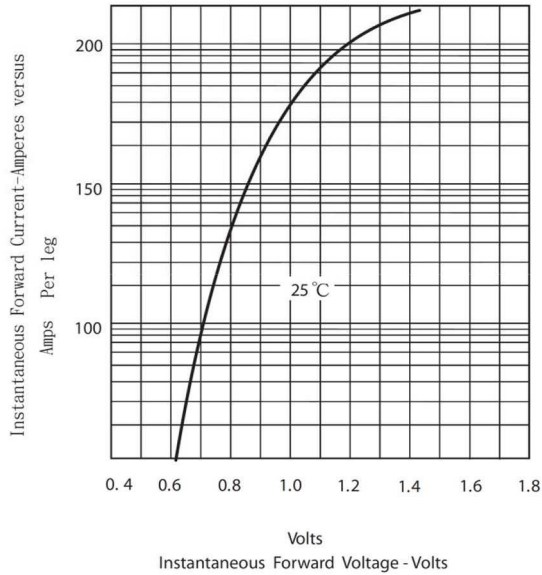


Figure.2 Forward Derating Curve

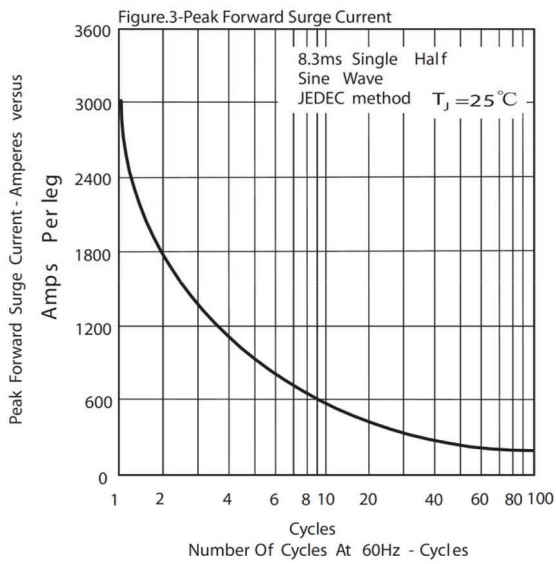
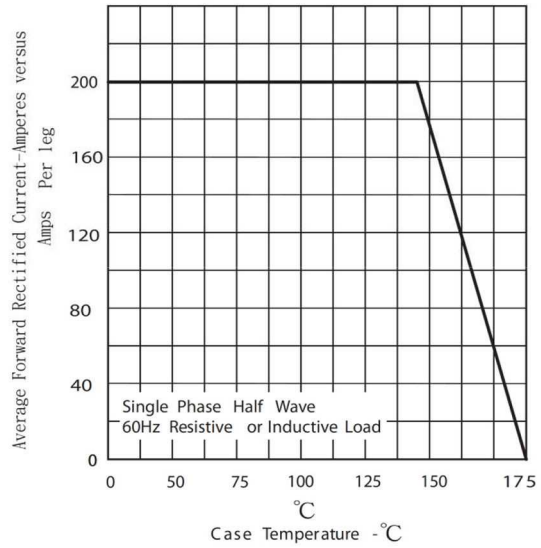


Figure .4 -Typical Reverse Characteristics

