



ADSL LINE TRANSFORMER SURFACE MOUNT MAGNETICS

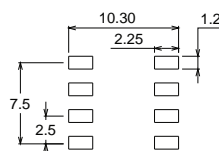
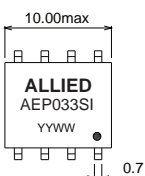
- EN60950 Basic Insulation compliant 250Vrms
- SMD compact foot print design
- Industrial operating temp: -40°C to +85°C

Electrical Specifications @25°C

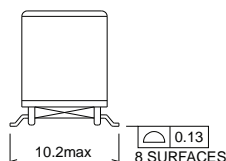
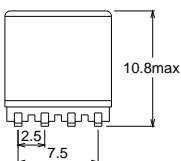
Part Number	Turns Ratio (10KHz,0.1V)	OCL (10KHz,0.1V)	LL (100KHz,0.1V)	C _{ww} (100KHz,0.1V)	DCR		THD	LB	Hi-Pot VAC (1mA/60s)
AEP033SI	1-4:8-6 (short 2-3,5-7)	1-4 (short 2-3)	1-4 (short 2-3,5-6-7-8)	1-8 (short 2-3,5-7)	1-4 (short 2-3)	8-6 (short 5-7)	50KHz,5Vrms	20KHz~1.1MHz	
	0.9:1 ±2%	1mH ±12%	10.5uH max	15pF max	1.6Ω max	1.6Ω max	-65dB max	45dB min	1500

All specifications subject to change without notice.

MECHANICAL



SUGGESTED PAD LAYOUT



Units:mm

Unless otherwise specified all tolerances are: ±0.25 in mm

SCHEMATICS

