
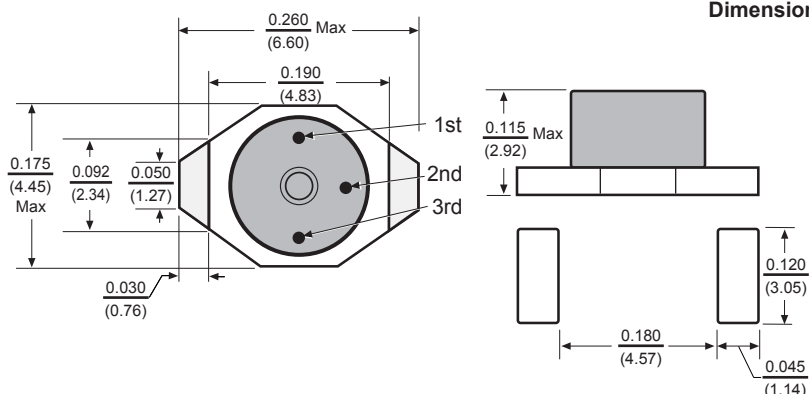


PCIT20 Power Chip Shielded Inductors



Features

- Magnetically shielded
- Cost effective miniature power inductor
- Swinging Inductance vs current characteristics
- Designed for current spikes as high as twice the rated current
- High L at low or zero current
- Designed with high heat resistance materials for reflow operation
- Flat top for pick and place assembly
- Non standard values available

Electrical

Inductance Range: 1.0 μ h to 1000 μ h.

Tolerance: \pm 20% over the entire inductance range.

Test Frequency : Inductance measured at 100KHz, 0.1Vrms.

Operating Temp. Range: -40° to +85°C.

Current Rating: See foot notes and graphs

Physical

Marking: Color Code using standard EIA three dot system.

Packaging: 2500 per 13 inch reel.

Allied Part Number	Inductance @0A _{dc} (μ h)	DCR Max. (Ω)	SRF Typical (MHz)	Inductance* (μ h)	Rated Current** (A)	Max. Energy Storage μ Joules	Max. Switching Freq. (MHz)
PCIT20-1R0M-RC	1.0	.045	157	.60	2.0	1.8	1
PCIT20-1R5M-RC	1.5	.050	108	.80	1.9	1.8	1
PCIT20-2R2M-RC	2.2	.060	92.0	.90	1.5	1.8	1
PCIT20-3R3M-RC	3.3	.070	69.0	1.5	1.2	1.4	1
PCIT20-4R7M-RC	4.7	.080	59.0	2.0	1.2	1.6	1
PCIT20-6R8M-RC	6.8	.085	51.0	3.0	1.0	1.9	1
PCIT20-100M-RC	10	.095	33.0	5.0	.7	1.2	1
PCIT20-150M-RC	15	.135	26.0	6.0	.6	1.1	1
PCIT20-220M-RC	22	.160	20.0	10	.5	1.2	1
PCIT20-330M-RC	33	.275	17.0	12	.45	1.5	1
PCIT20-470M-RC	47	.340	12.0	20	.34	1.3	1
PCIT20-680M-RC	68	.575	11.0	30	.29	1.4	1
PCIT20-101M-RC	100	1.10	9.40	40	.24	1.5	1
PCIT20-151M-RC	150	1.40	6.70	60	.20	1.4	.5
PCIT20-221M-RC	220	2.25	6.10	90	.17	1.6	.5
PCIT20-331M-RC	330	2.90	4.70	100	.16	1.4	.5
PCIT20-471M-RC	470	3.60	3.85	150	.14	1.5	.5
PCIT20-681M-RC	680	4.55	3.10	200	.12	1.4	.5
PCIT20-102M-RC	1000	8.10	2.30	400	.08	1.4	.5

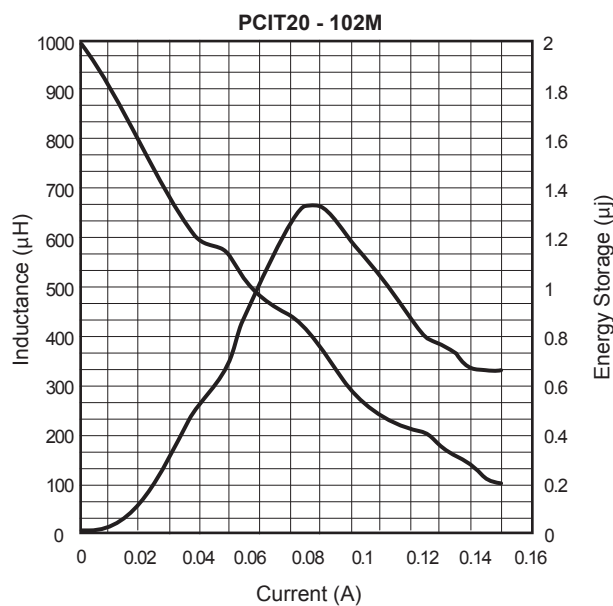
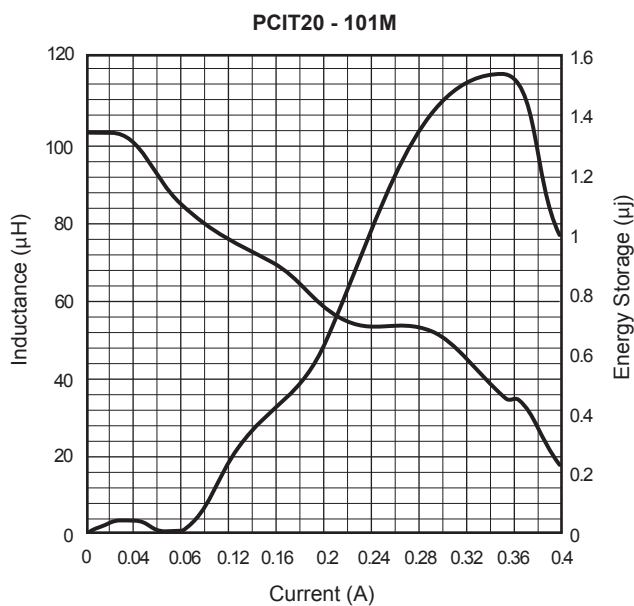
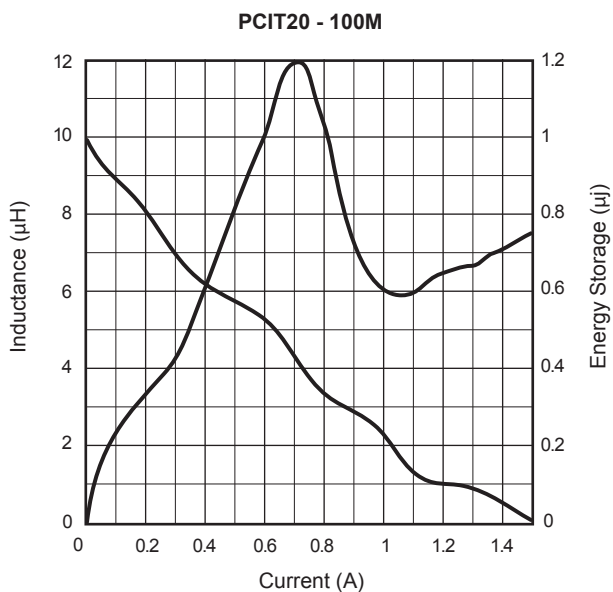
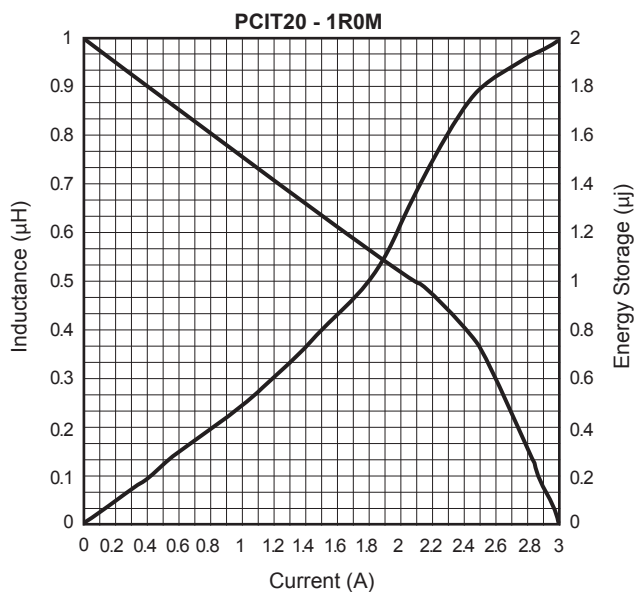
*Measured at the rated current.

**Average maximum allowable current. PCIT Series inductors are designed for current spikes as high as 2x the current rating. All specifications subject to change without notice.

PCIT20 Power Chip Shielded Inductors



TYPICAL INDUCTANCE AND ENERGY STORAGE VS. CURRENT



All specifications subject to change without notice.