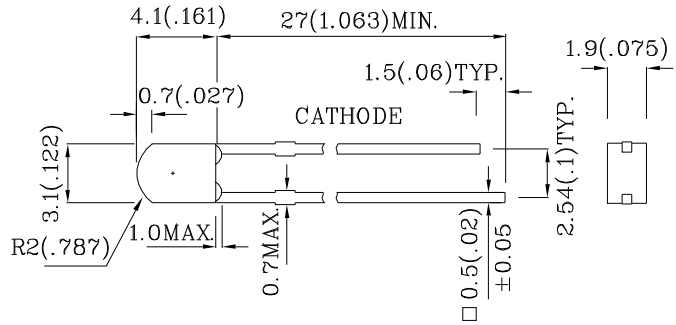


Features

- LOW POWER CONSUMPTION.
- RELIABLE AND RUGGED.
- EXCELLENT UNIFORMITY OF LIGHT OUTPUT.
- SUITABLE FOR LEVEL INDICATOR.
- LONG LIFE-SOLID STATE RELIABILITY.
- RoHS COMPLIANT.



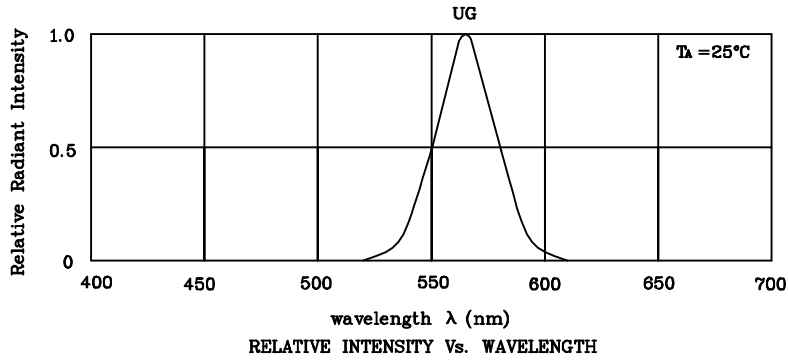
Notes:

1. All dimensions are in millimeters (inches).
2. Tolerance is $\pm 0.25(0.01)$ " unless otherwise noted.

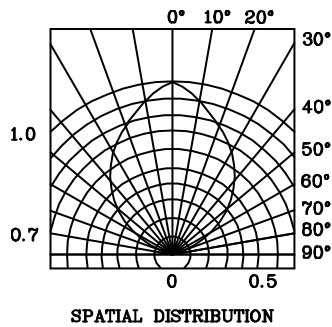
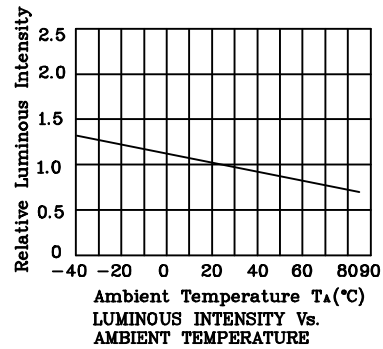
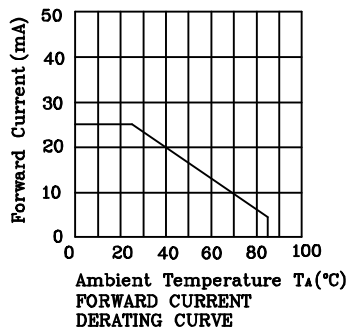
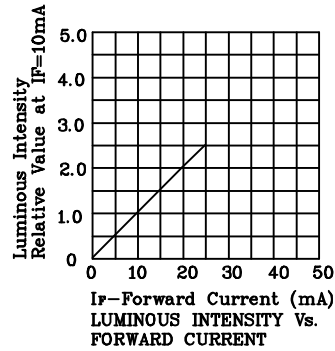
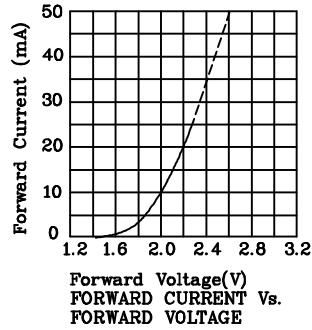
Absolute maximum ratings ($T_A=25^\circ\text{C}$)		UG (GaP)	Unit
Reverse voltage	V_R	5	V
Forward current	I_F	25	mA
Forward current (peak) 1/10Duty cycle 0.1ms pulse width	i_{FS}	140	mA
Power dissipation	P_T	105	mW
Operating temperature	T_A	-40 ~ +85	°C
Storage temperature	T_{stg}	-40 ~ +85	
Lead solder temperature [2mm below package base]	260°C For 3 Seconds		
Lead solder temperature [5mm below package base]	260°C For 5 Seconds		

Operating Characteristics ($T_A=25^\circ\text{C}$)		UG (GaP)	Unit
Forward voltage (typ.) ($I_F=10\text{mA}$)	V_F	2.0	V
Forward voltage (max.) ($I_F=10\text{mA}$)	V_F	2.5	V
Reverse current ($V_R=5\text{V}$)	I_R	10	μA
Wavelength at peak emission ($I_F=10\text{mA}$)	λ_{peak}	565	nm
Wavelength of dominant emission ($I_F=10\text{mA}$)	λ_D	568	nm
Spectral Line half-width ($I_F=10\text{mA}$)	$\Delta\lambda$	30	nm
Capacitance ($V_F=0\text{V}$, $f=1\text{MHz}$)	C	15	pF

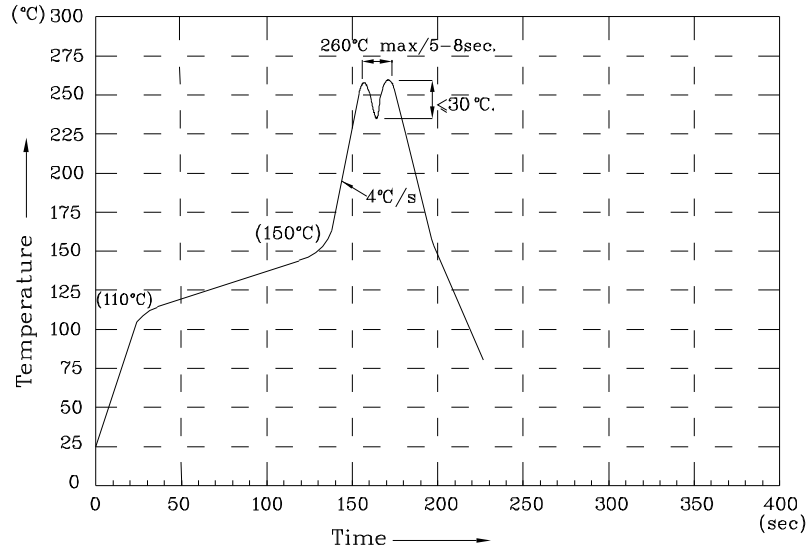
Part Number	Emitting Color	Emitting Material	Lens-color	Luminous Intensity ($I_F=10\text{mA}$) mcd		Wavelength nm λ_P	Viewing Angle $2\theta_{1/2}$
				min.	typ.		
XSUG101C	Green	GaP	Green Transparent	5	13	565	90°
Published Date : APR 06,2005 Drawing No :XDSA7676 V1 Checked : B.L.LIU P.1/3							



❖ UG



Wave Soldering Profile For Lead-free Through-hole LED.



NOTES:

- 1.Recommend the wave temperature 245°C~260°C.The maximum soldering temperature should be less than 260°C.
- 2.Do not apply stress on epoxy resins when temperature is over 85 degree°C.
- 3.The soldering profile apply to the lead free soldering (Sn/Cu/Ag alloy).
- 4.No more than once.

Remarks:

If special sorting is required (e.g. binning based on forward voltage, luminous intensity, or wavelength), the typical accuracy of the sorting process is as follows:

1. Wavelength: +/-1nm
2. Luminous Intensity: +/-15%
3. Forward Voltage: +/-0.1V

Note: Accuracy may depend on the sorting parameters.