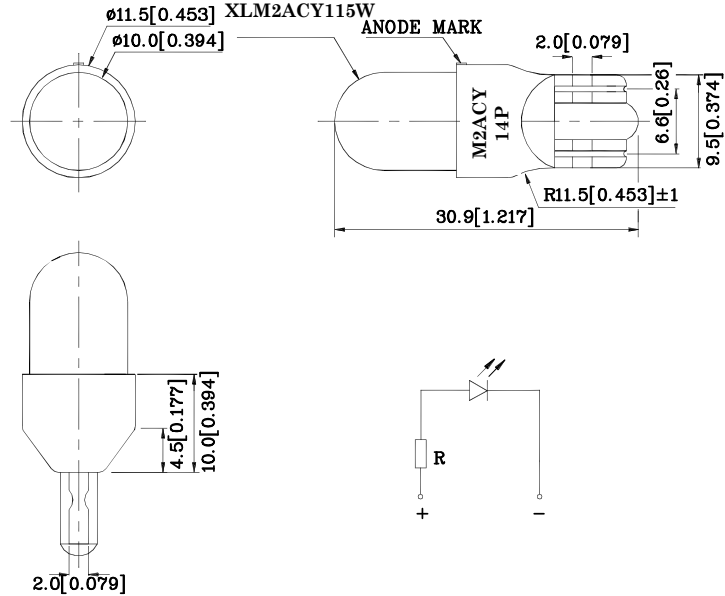


### Features

- Long life and robust package
- Low power consumption
- Vibration resistant
- 14V internal resistor
- RoHS Compliant



### Package Schematics



Notes:

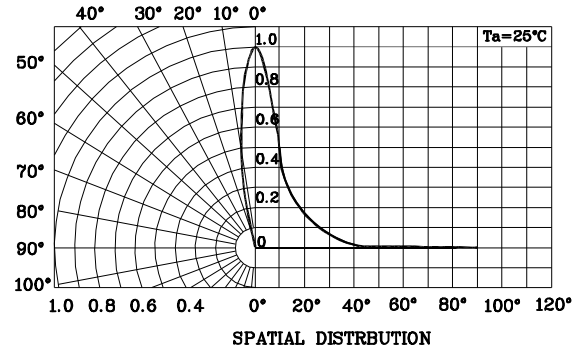
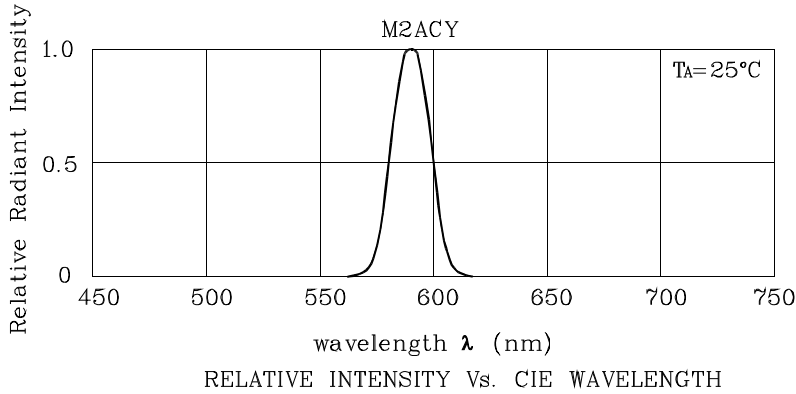
1. All dimensions are in millimeters (inches).
2. Tolerance is  $\pm 0.25$  (0.01") unless otherwise noted.
3. Specifications are subject to change without notice.

Absolute Maximum Ratings ( $T_A=25^\circ\text{C}$ )		M2ACY (AlGaInP)	Unit
Reverse Voltage	$V_R$	5	V
Forward Voltage	$V_F$	16	V
Power Dissipation	$P_D$	256	mW
Operating Temperature	$T_A$	-40 ~ +70	°C
Storage Temperature	$T_{stg}$	-40 ~ +85	
Lead Solder Temperature [2mm Below Package Base]	260°C For 3 Seconds		
Lead Solder Temperature [5mm Below Package Base]	260°C For 5 Seconds		

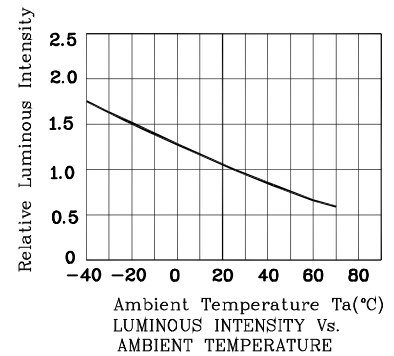
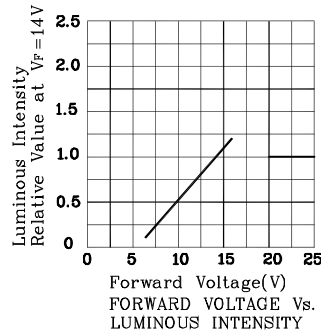
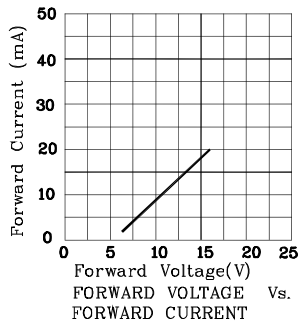
Operating Characteristics ( $T_A=25^\circ\text{C}$ )		M2ACY (AlGaInP)	Unit
Forward Current (Typ.) ( $V_F=14\text{V}$ )	$I_F$	16	mA
Forward Current (Max.) ( $V_F=14\text{V}$ )	$I_F$	20	mA
Reverse Current (Max.) ( $V_R=5\text{V}$ )	$I_R$	10	uA
Wavelength of Peak Emission CIE127-2007*(Typ.) ( $V_F=14\text{V}$ )	$\lambda_P$	590 590*	nm
Wavelength of Dominant Emission CIE127-2007*(Typ.) ( $V_F=14\text{V}$ )	$\lambda_D$	589 590*	nm
Spectral Line Full Width At Half-Maximum (Typ.) ( $V_F=14\text{V}$ )	$\Delta\lambda$	20	nm

Part Number	Emitting Color	Emitting Material	Lens-color	Luminous Intensity CIE127-2007* ( $V_F=14\text{V}$ ) mcd		Wavelength CIE127-2007* $\lambda_P$ nm	Viewing Angle 2 $\theta$ 1/2
				min.	typ.		
XYWM2ACY101W14V	Yellow	AlGaInP	Water Clear	5000*	9000*	590*	20°

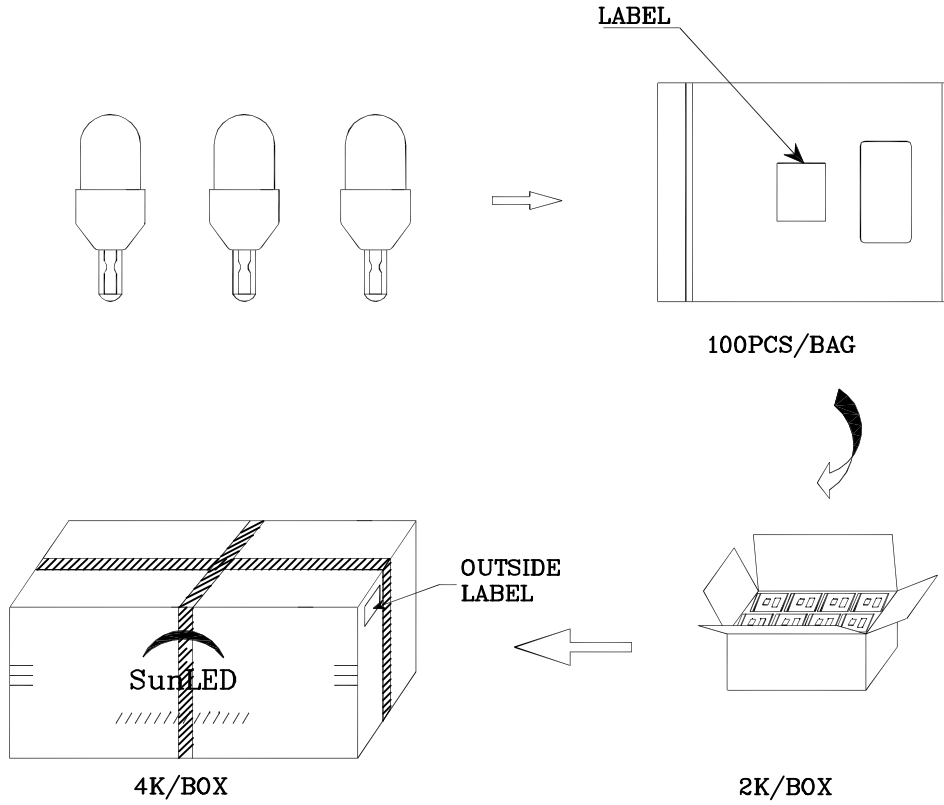

\*Luminous intensity value and wavelength are in accordance with CIE127-2007 standards.




❖ M2ACY



**PACKING & LABEL SPECIFICATIONS**

Q.C  
Q C  
XX XX XXXX  
PASSED

P/N0 : XYWxxx101x	
QTY : 100 pcs	CODE: XXX
S/N : XX	
LOT NO:	
 XXXXXXXXXXXXXXXXXXXX	
RoHS Compliant	