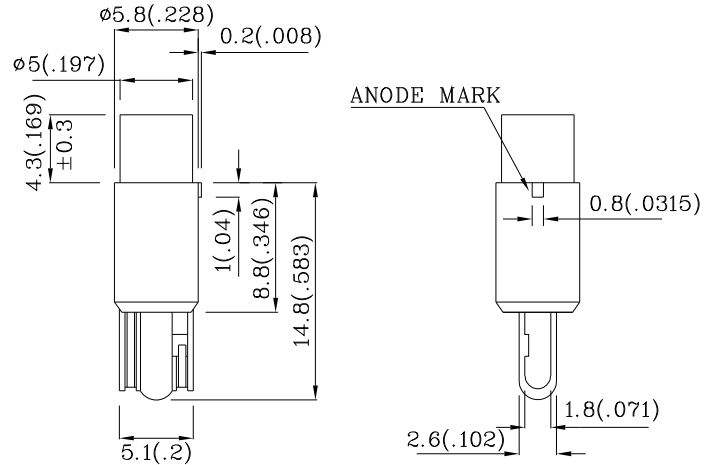


PRELIMINARY SPEC

Features

- Long life, solid state.
- With built-in resistor for 24V DC application.
- Wedge base, easy installation & replacement.
- Housing UL rating : 94V-0.
- Housing material: type 66 nylon.
- 24V internal resistor.
- RoHS compliant.



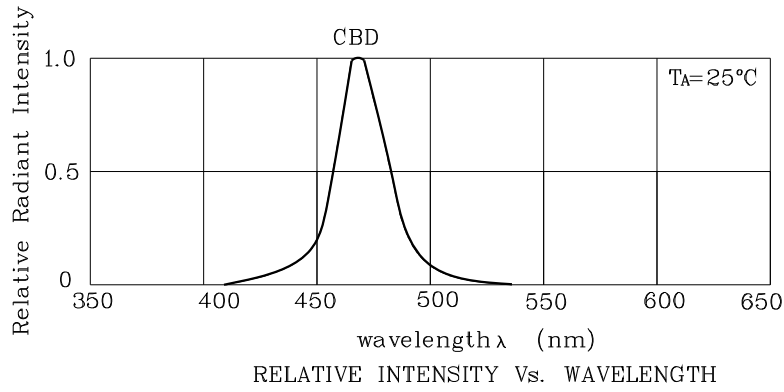
Notes:

1. All dimensions are in millimeters (inches).
2. Tolerance is $\pm 0.25(0.01)$ " unless otherwise noted.
3. Specifications are subject to change without notice.

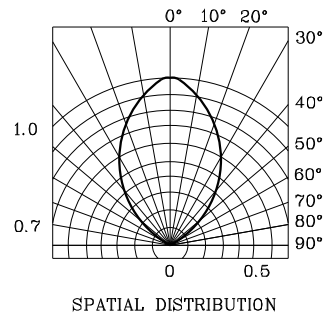
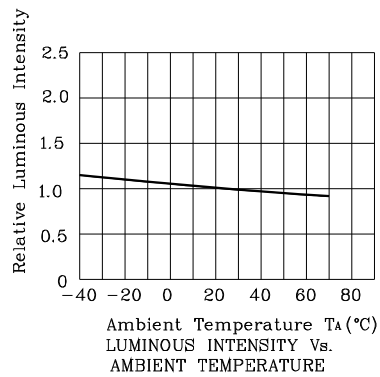
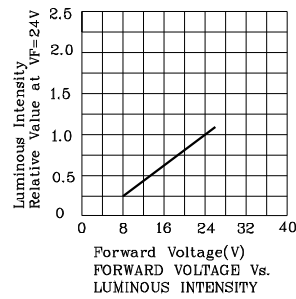
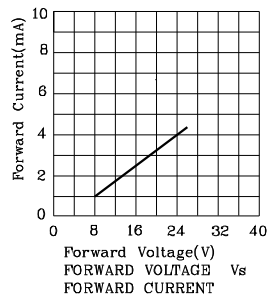
Absolute Maximum Ratings (TA=25°C)		CBD (InGaN)	Unit
Reverse Voltage	VR	5	V
Forward Voltage	VF	26	V
Power Dissipation	PD	130	mW
Operating Temperature	TA	-40 ~ +70	°C
Storage Temperature	Tstg	-40 ~ +85	
Lead Solder Temperature [2mm Below Package Base]	260°C For 3 Seconds		
Lead Solder Temperature [5mm Below Package Base]	260°C For 5 Seconds		

Operating Characteristics (TA=25°C)		CBD (InGaN)	Unit
Forward Current (Typ.) (VF=24V)	IF	4.0	mA
Forward Current (Max.) (VF=24V)	IF	6.0	mA
Reverse Current (Max.) (VR=5V)	IR	10	uA
Wavelength of Peak Emission (Typ.) (VF=24V)	λP	468	nm
Wavelength of Dominant Emission (Typ.) (VF=24V)	λD	470	nm
Spectral Line Full Width At Half-Maximum (Typ.) (VF=24V)	$\Delta\lambda$	25	nm

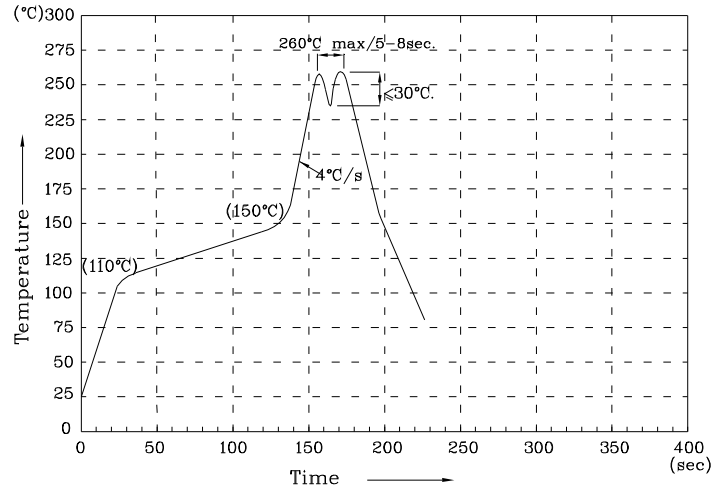
Part Number	Emitting Color	Emitting Material	Lens-color	Luminous Intensity (V=24V) mcd		Viewing Angle 2 θ 1/2
				min.	typ.	
XNZSCBD52W24V02	Blue	InGaN	Water Clear	18	59	70°



❖ CBD



Wave Soldering Profile For Lead-free Through-hole LED.



NOTES:

1. Recommend the wave temperature 245°C~260°C. The maximum soldering temperature should be less than 260°C.
2. Do not apply stress on epoxy resins when temperature is over 85 degree°C.
3. The soldering profile apply to the lead free soldering (Sn/Cu/Ag alloy).
4. No more than once.

Remarks:

If special sorting is required (e.g. binning based on Luminous intensity / luminous flux, or chromaticity), the typical accuracy of the sorting process is as follows:

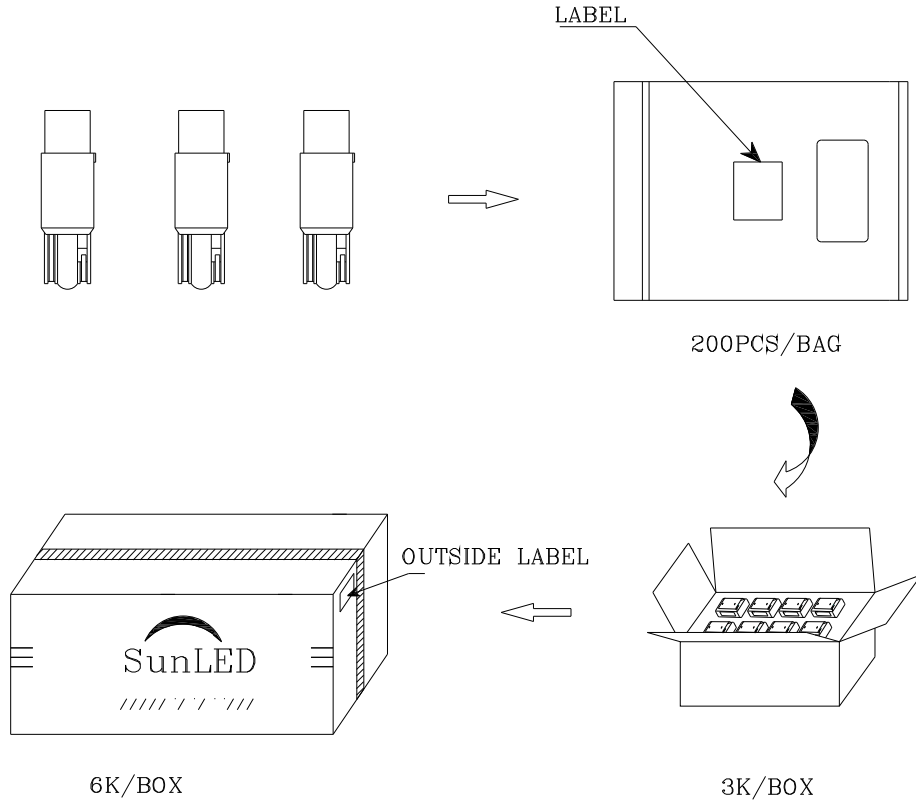

1. Measurement tolerance of the chromaticity coordinates is ± 0.02 .
2. Luminous Intensity / Luminous Flux: $\pm 15\%$

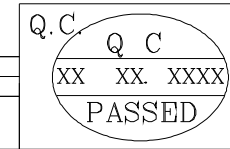

Note: Accuracy may depend on the sorting parameters.



PACKING & LABEL SPECIFICATIONS

XNZSCBD52W24V02

	
P/N0 : XNZ\$xxx52xx02	
QTY : 200 pcs	CODE: XXX
S/N : XX	
LOT NO:	
 XXXXXXXXXXXXXXXXXXXXXXXX	
RoHS Compliant	