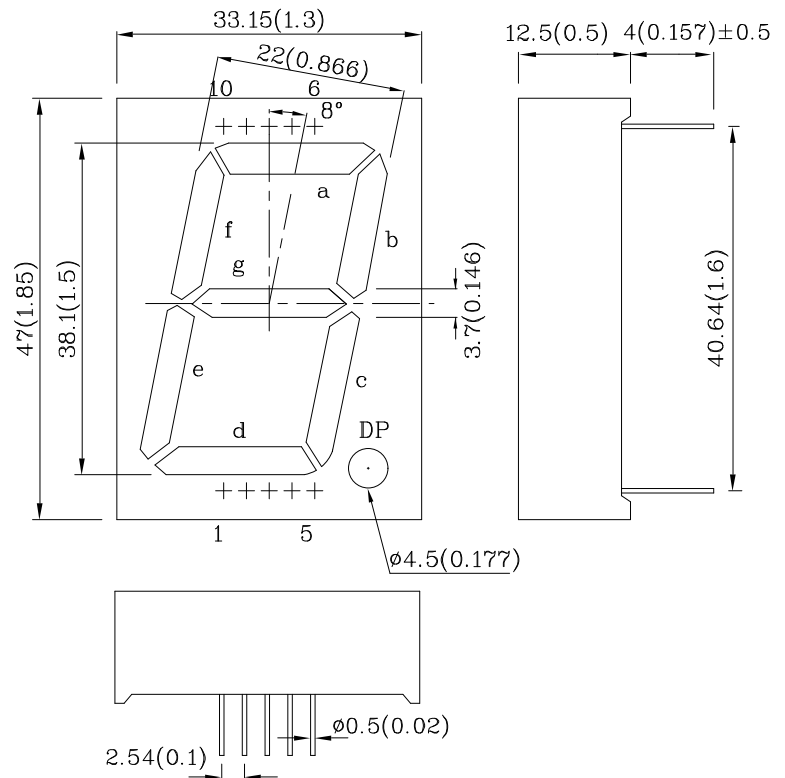
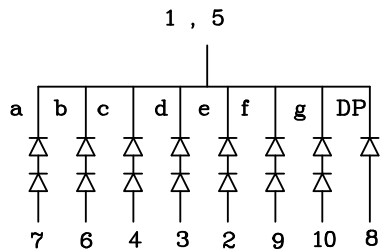


Features

- 1.5 INCH DIGIT HEIGHT.
- LOW CURRENT OPERATION.
- EXCELLENT CHARACTER APPEARANCE.
- HIGH LIGHT OUTPUT.
- EASY MOUNTING ON P.C. BOARDS OR SOCKETS.
- I.C. COMPATIBLE.
- MECHANICALLY RUGGED.
- STANDARD : GRAY FACE, WHITE SEGMENT.
- RoHS COMPLIANT.



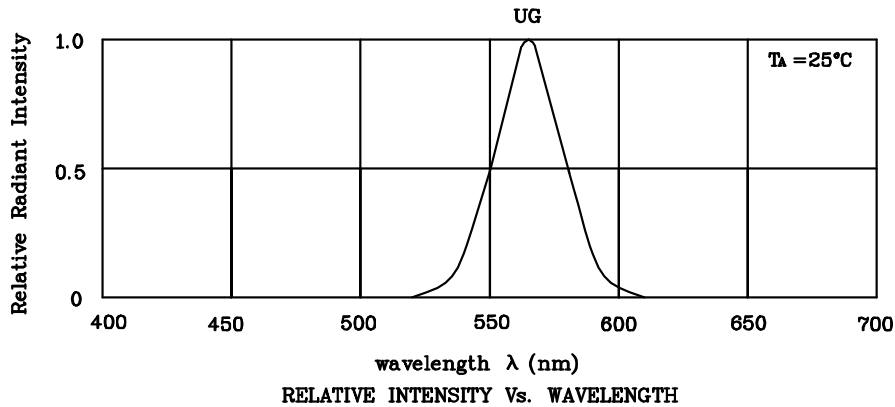
Notes:

1. All dimensions are in millimeters (inches).
2. Tolerance is $\pm 0.25(0.01)$ " unless otherwise noted.
3. Specifications are subject to change without notice.

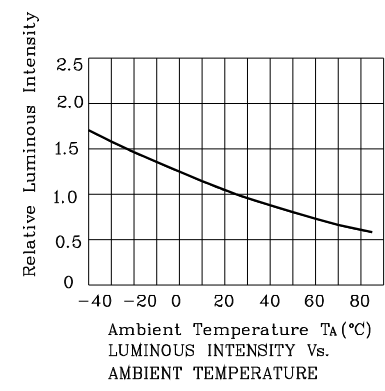
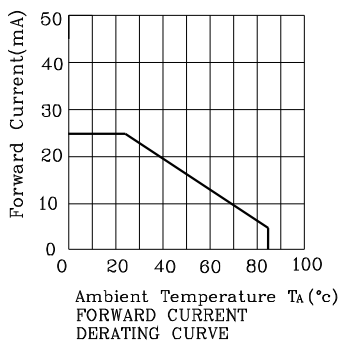
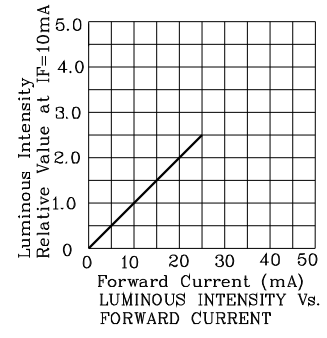
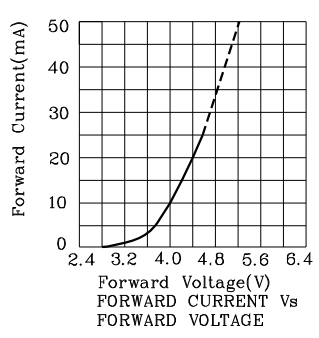
Absolute Maximum Ratings (TA=25°C)		UG (GaP)	Unit
Reverse Voltage Per Segment or (Dp)	V _R	10(5)	V
Forward Current Per Segment or (Dp)	I _F	25(25)	mA
Forward Current (Peak) 1/10 Duty Cycle 0.1ms Pulse Width Per Segment or (Dp)	i _{FS}	140(140)	mA
Power Dissipation Per Segment or (Dp)	P _T	125(62.5)	mW
Operating Temperature	T _A	-40 ~ +85	°C
Storage Temperature	T _{stg}	-40 ~ +85	
Lead Solder Temperature [2mm Below Package Base]	260°C For 3-5 Seconds		

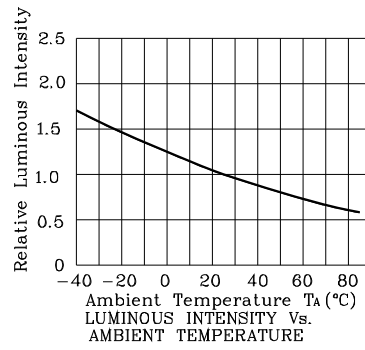
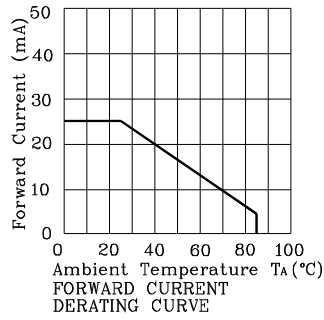
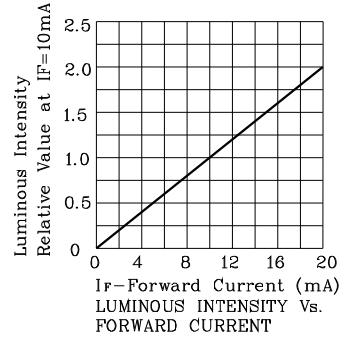
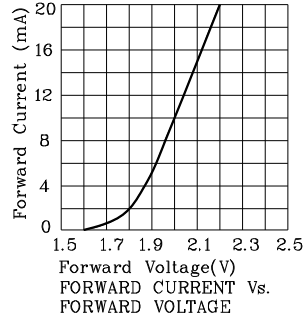
Operating Characteristics (TA=25°C)		UG (GaP)	Unit
Forward Voltage (Typ.) (I _F =10mA) Per Segment or (Dp)	V _F	4.0(2.0)	V
Forward Voltage (Max.) (I _F =10mA) Per Segment or (Dp)	V _F	5.0(2.5)	V
Reverse Current (V _R =10V(5V)) Per Segment or (Dp)	I _R	10 (10)	uA
Wavelength of Peak Emission (I _F =10mA)	λ _P	565	nm
Wavelength of Dominant Emission (I _F =10mA)	λ _D	568	nm
Spectral Line Full Width At Half-Maximum (I _F =10mA)	Δλ	30	nm
Capacitance (V _F =0V, f=1MHz)	C	15	pF

Part Number	Emitting Color	Emitting Material	Luminous Intensity (IF=10mA) ucd		Wavelength nm λ P	Description
			min.	typ.		
XDUG38C	Green	GaP	4700	23990	565	Common Cathode, Rt. Hand Decimal

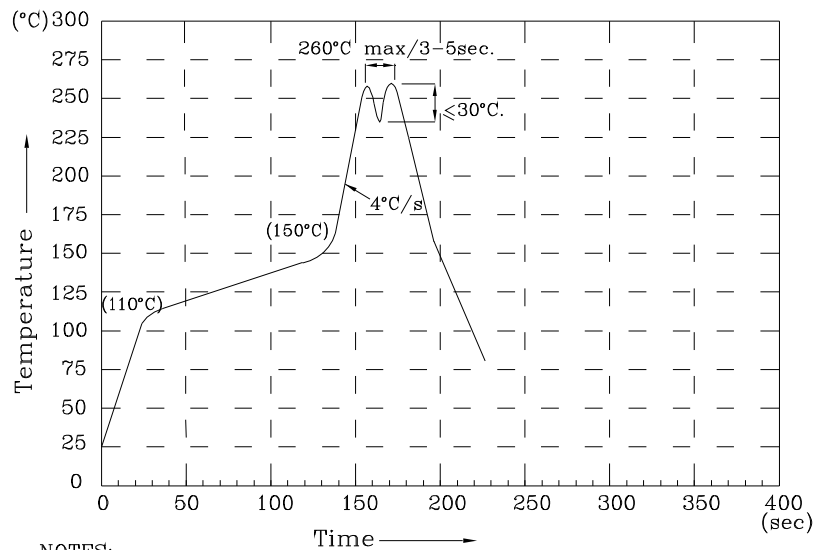


❖ UG





Wave Soldering Profile For Lead-free Through-hole LED.



NOTES:

1. Recommend the wave temperature 245°C~260°C. The maximum soldering temperature should be less than 260°C.
2. Do not apply stress on epoxy resins when temperature is over 85 degree°C.
3. The soldering profile apply to the lead free soldering (Sn/Cu/Ag alloy).
4. No more than once.

Remarks:

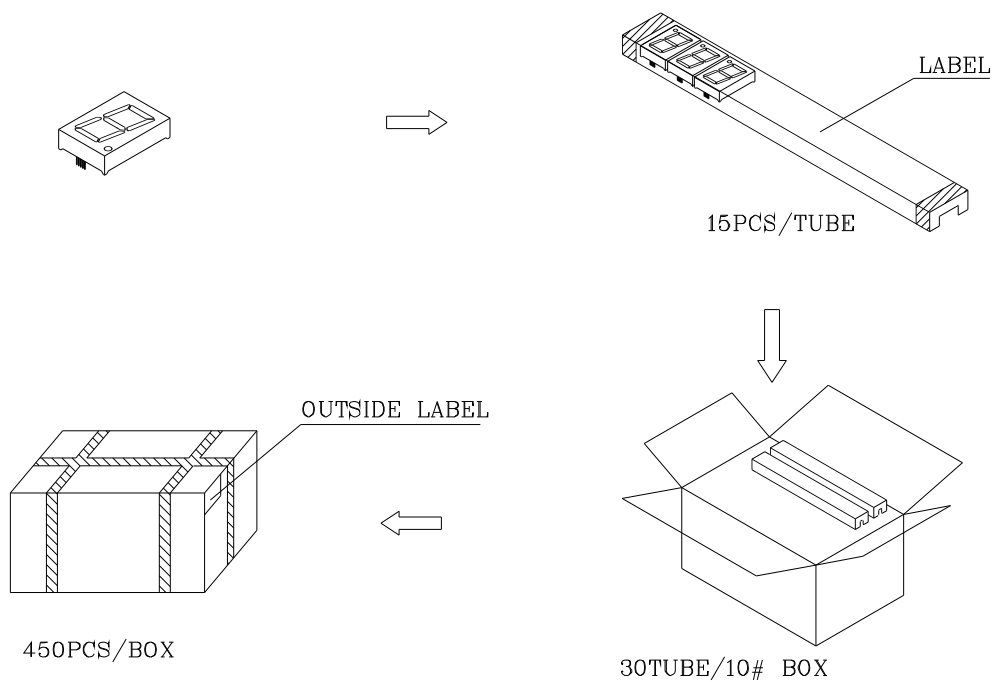
If special sorting is required (e.g. binning based on forward voltage, luminous intensity/ luminous flux or wavelength), the typical accuracy of the sorting process is as follows:

1. Wavelength: +/-1nm
2. Luminous Intensity/ luminous flux: +/-15%
3. Forward Voltage: +/-0.1V

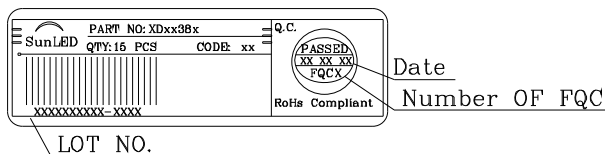
Note: Accuracy may depend on the sorting parameters.

PACKING & LABEL SPECIFICATIONS

XDUG38C



Inside LABEL Paste On The IC-tube



Outside LABEL Paste On The Box

