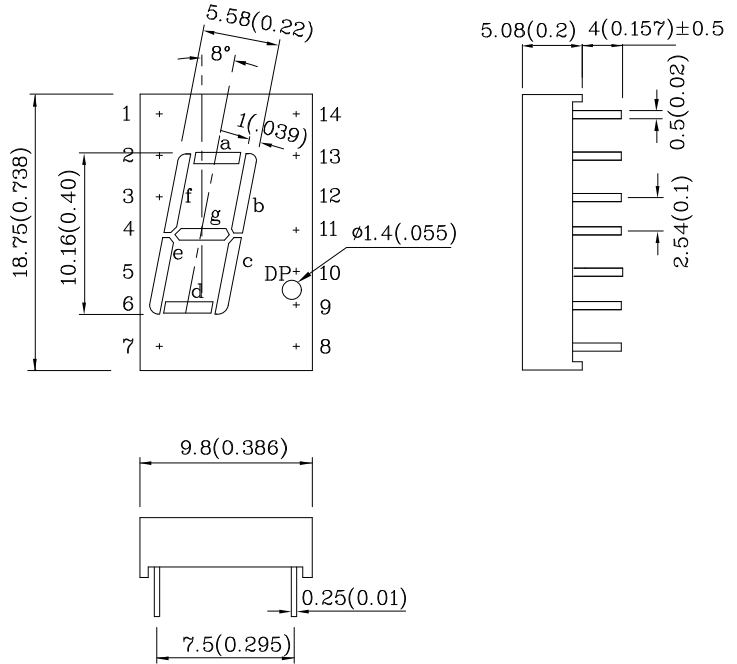
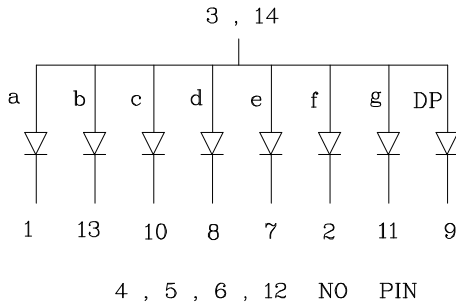


Features

- 0.4 INCH DIGIT HEIGHT.
- LOW CURRENT OPERATION.
- EXCELLENT CHARACTER APPEARANCE.
- EASY MOUNTING ON P.C. BOARDS OR SOCKETS.
- I.C. COMPATIBLE.
- MECHANICALLY RUGGED.
- GRAY FACE, WHITE SEGMENT.
- RoHS COMPLIANT.



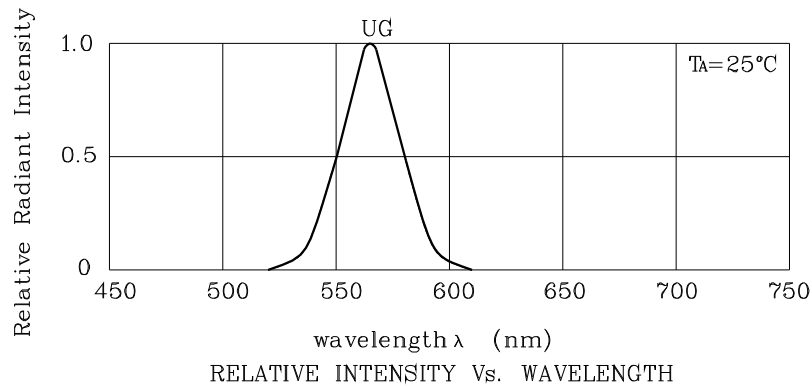
Notes:

1. All dimensions are in millimeters (inches).
2. Tolerance is ± 0.25(0.01") unless otherwise noted.
3. Specifications are subject to change without notice.

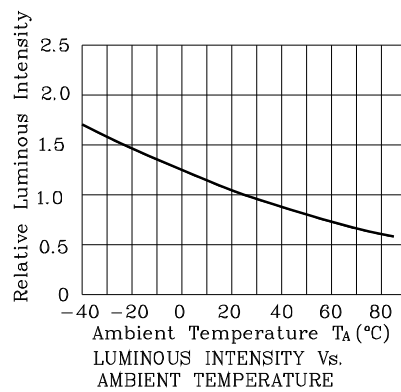
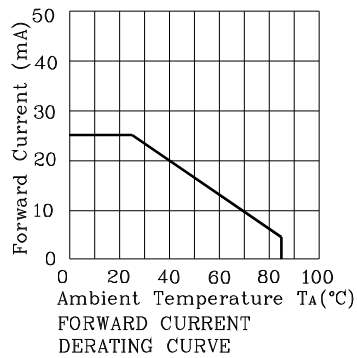
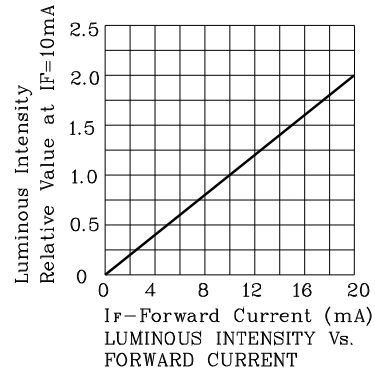
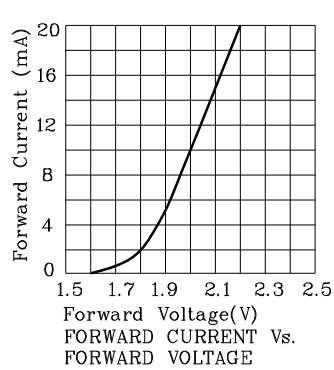
| Absolute Maximum Ratings (TA=25°C) | | UG (GaP) | Unit |
|--|-----------------------|-------------|------|
| Reverse Voltage | VR | 5 | V |
| Forward Current | IF | 25 | mA |
| Forward Current (Peak) 1/10 Duty Cycle 0.1ms Pulse Width | iFS | 140 | mA |
| Power Dissipation | PT | 62.5 | mW |
| Operating Temperature | TA | -40 ~ +85 | °C |
| Storage Temperature | Tstg | -40 ~ +85 | |
| Lead Solder Temperature [2mm Below Package Base] | 260°C For 3~5 Seconds | | |

| Operating Characteristics (TA=25°C) | | UG (GaP) | Unit |
|---|-----|-------------|------|
| Forward Voltage (Typ.) (IF=10mA) | VF | 2.0 | V |
| Forward Voltage (Max.) (IF=10mA) | VF | 2.5 | V |
| Reverse Current (Max.) (VR=5V) | IR | 10 | uA |
| Wavelength of Peak Emission (Typ.) (IF=10mA) | λ P | 565 | nm |
| Wavelength of Dominant Emission (Typ.) (IF=10mA) | λ D | 568 | nm |
| Spectral Line Full Width At Half-Maximum (Typ.) (IF=10mA) | Δλ | 30 | nm |
| Capacitance (Typ.) (VF=0V, f=1MHz) | C | 15 | pF |

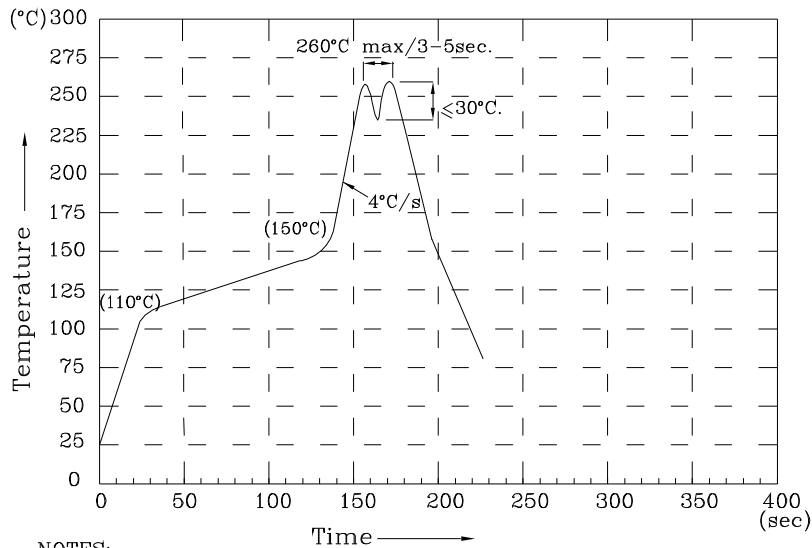
| Part Number | Emitting Color | Emitting Material | Luminous Intensity (IF=10mA) ucd | | Wavelength nm λ P | Description |
|-------------|----------------|-------------------|--|-------|-------------------------|--------------------------------|
| | | | min. | typ. | | |
| XDUG10A | Green | GaP | 3000 | 11990 | 565 | Common Anode. Rt. Hand Decimal |



❖ UG



Wave Soldering Profile For Lead-free Through-hole LED.



NOTES:

1. Recommend the wave temperature 245°C~260°C. The maximum soldering temperature should be less than 260°C.
2. Do not apply stress on epoxy resins when temperature is over 85 degree°C.
3. The soldering profile apply to the lead free soldering (Sn/Cu/Ag alloy).
4. No more than once.

Remarks:

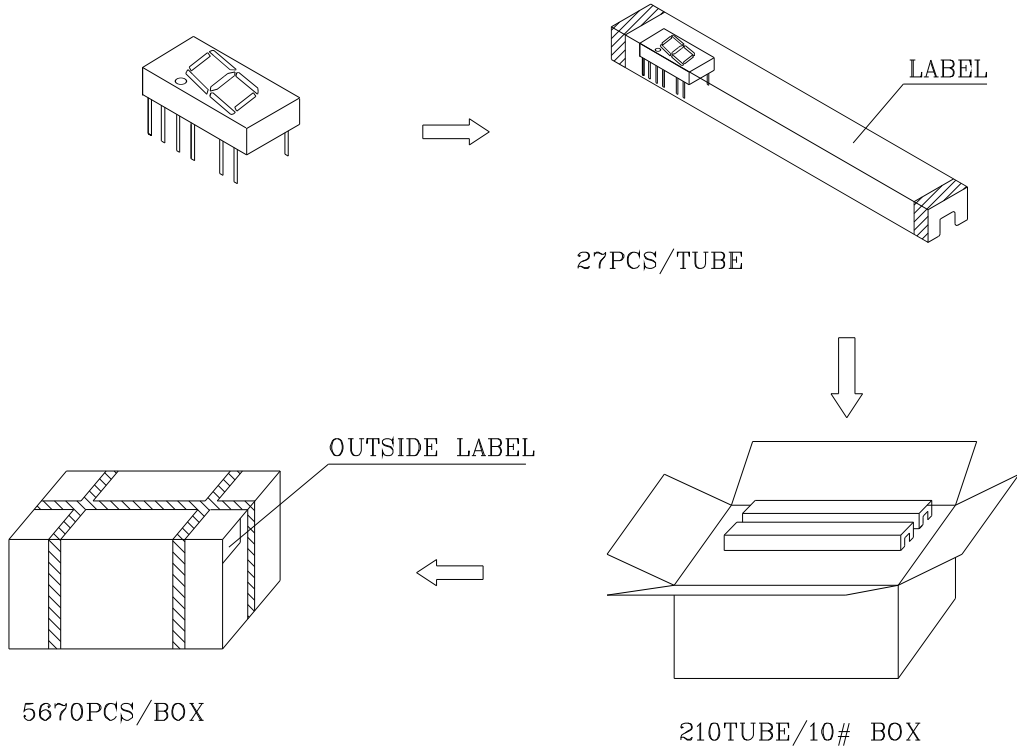
If special sorting is required (e.g. binning based on forward voltage, luminous intensity/ luminous flux or wavelength), the typical accuracy of the sorting process is as follows:

1. Wavelength: +/-1nm
2. Luminous Intensity/ luminous flux: +/-15%
3. Forward Voltage: +/-0.1V

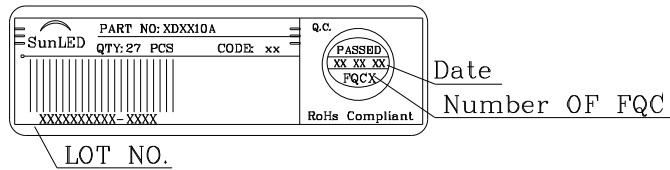
Note: Accuracy may depend on the sorting parameters.

PACKING & LABEL SPECIFICATIONS

XDUG10A



Inside LABEL Paste On The IC-tube



Outside LABEL Paste On The Box

