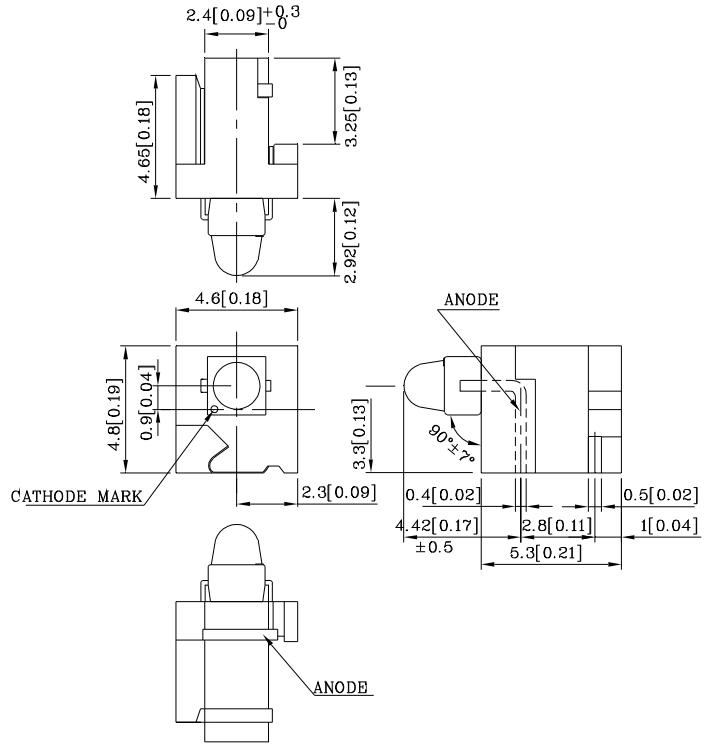


PRELIMINARY SPEC

Features

- I.C. COMPATIBLE
- BLACK CASE ENHANCES CONTRAST RATIO
- HOUSING MATERIAL:PPA
- HIGH TEMPERATURE RESISTANT HOUSING
- PACKAGE: 500PCS / REEL .
- RoHS COMPLIANT.



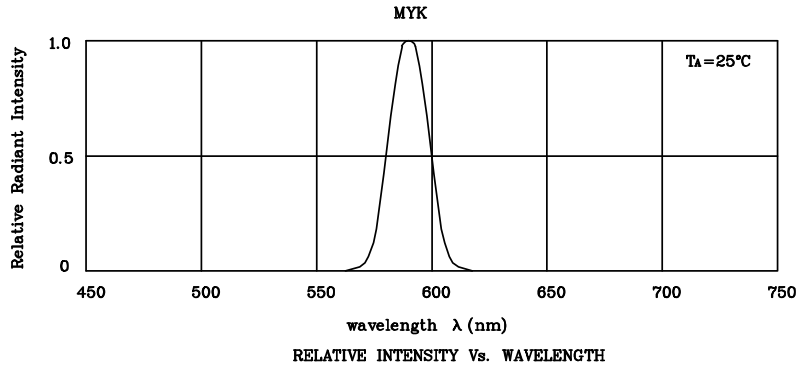
Notes:

1. All dimensions are in millimeters (inches).
2. Tolerance is ± 0.25(0.01") unless otherwise noted.

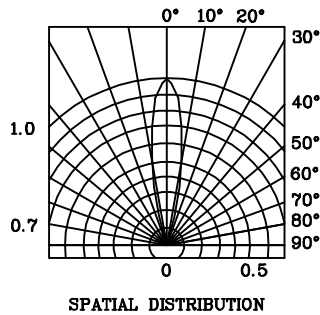
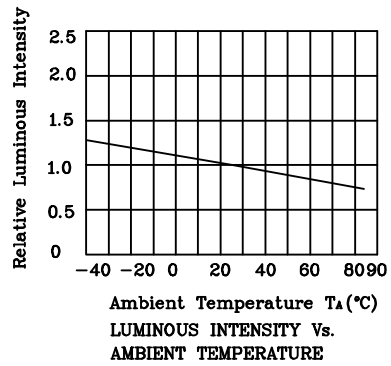
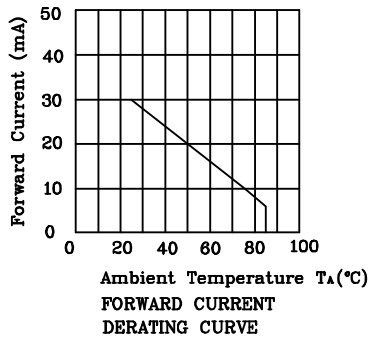
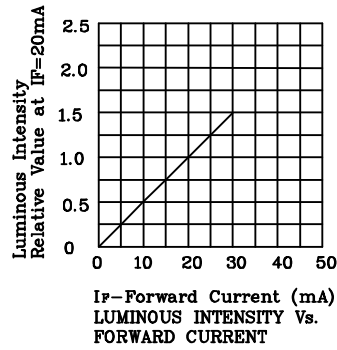
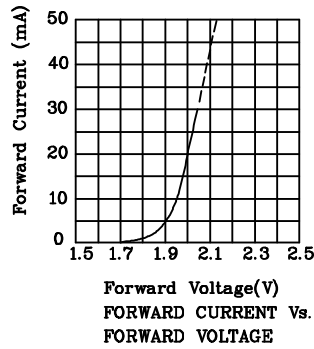
Absolute Maximum Ratings (TA=25°C)		MYK (InGaAlP)	Unit
Reverse Voltage	VR	5	V
Forward Current	IF	30	mA
Forward Current (Peak) 1/10 Duty Cycle 0.1ms Pulse Width	iFS	175	mA
Power Dissipation	PT	75	mW
Operating Temperature	TA	-40 ~ +85	°C
Storage Temperature	Tstg	-40 ~ +85	

Operating Characteristics (TA=25°C)		MYK (InGaAlP)	Unit
Forward Voltage (Typ.) (IF=20mA)	VF	2.0	V
Forward Voltage (Max.) (IF=20mA)	VF	2.5	V
Reverse Current (VR=5V)	IR	10	uA
Wavelength of Peak Emission (IF=20mA)	λ p	590	nm
Wavelength of Dominant Emission (IF=20mA)	λ D	590	nm
Spectral Line Full Width At Half-Maximum (IF=20mA)	Δλ	20	nm
Capacitance (VF=0V, f=1MHz)	C	20	pF

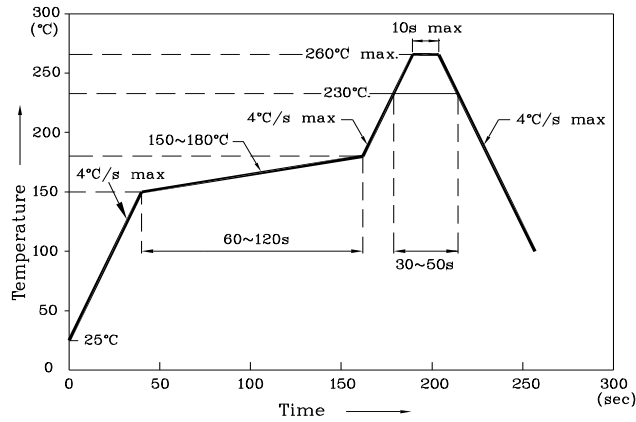
Part Number	Emitting Color	Emitting Material	Lens-color	Luminous Intensity (IF=20mA) mcd		Wavelength nm λ P	Viewing Angle 2 θ 1/2
				min.	typ.		
XRP1LMYK103W	Yellow	InGaAlP	Water Clear	480	1195	590	20°



❖ MYK



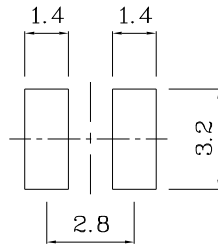
Reflow Soldering Profile For Lead-free SMT Process.



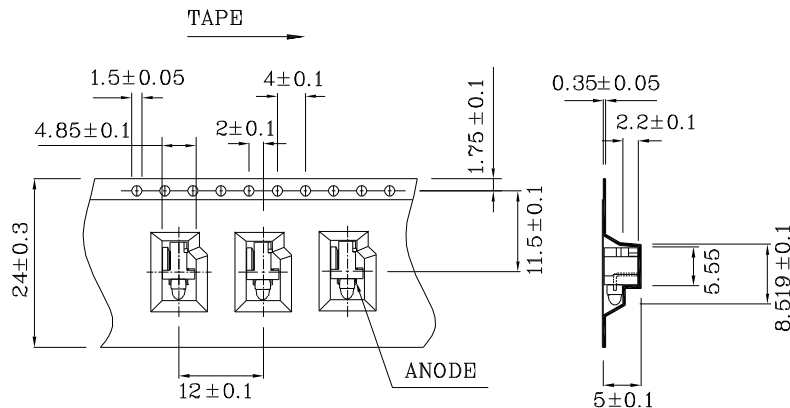
Notes:

1. Maximum soldering temperature should not exceed 260°C.
2. Recommended reflow temperature: 145°C-260°C.
3. Do not put stress to the epoxy resin during high temperatures conditions.

❖ Recommended Soldering Pattern (Units : mm;Tolerance:± 0.1)



❖ Tape Specification (Units : mm)



Remarks:

If special sorting is required (e.g. binning based on forward voltage, luminous intensity/ luminous flux or wavelength), the typical accuracy of the sorting process is as follows:

1. Wavelength: +/-1nm
2. Luminous Intensity/ Luminous Flux: +/-15%
3. Forward Voltage: +/-0.1V

Note: Accuracy may depend on the sorting parameters