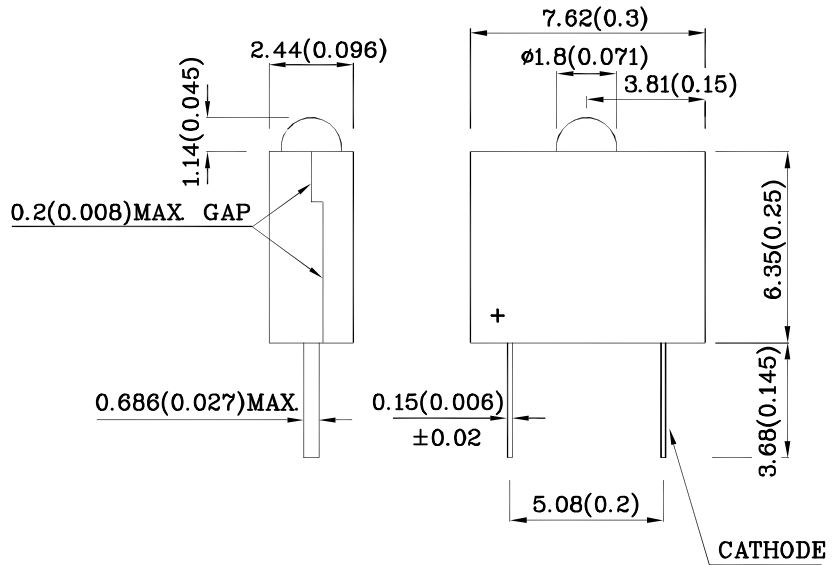


**Features**

- Housing material: Type 66 Nylon
- Black casing provides superior contrast
- Housing UL rating: 94V-0
- Reliable & robust
- 5V internal resistor
- RoHS Compliant



**Package Schematics**

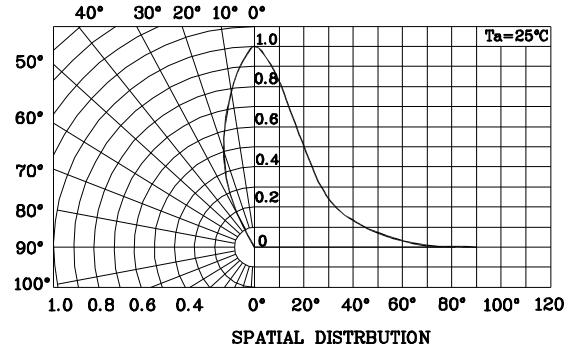
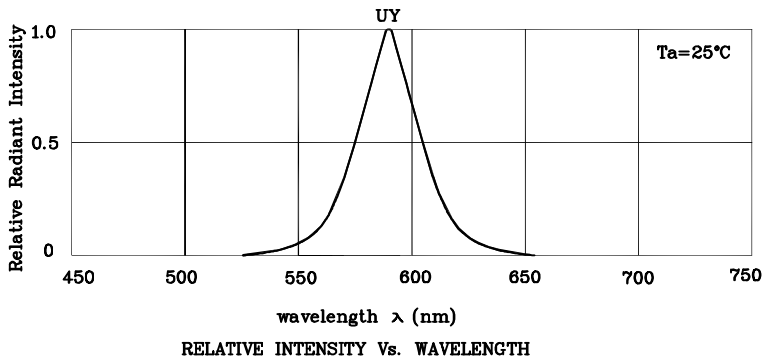


- Notes:
1. All dimensions are in millimeters (inches).
  2. Tolerance is  $\pm 0.25(0.01)$  unless otherwise noted.
  3. Specifications are subject to change without notice.

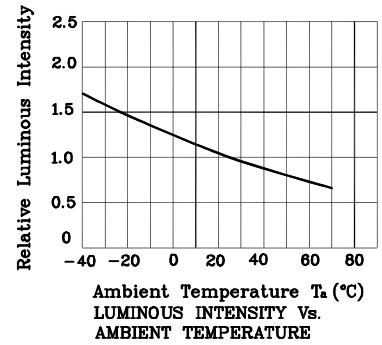
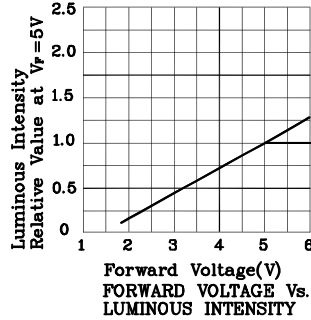
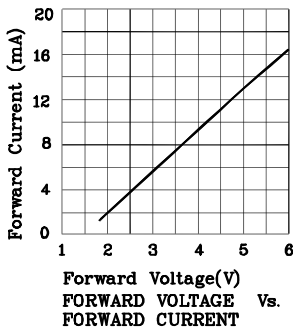
Absolute Maximum Ratings ( $T_A=25^\circ\text{C}$ )		UY (GaAsP/GaP)	Unit
Reverse Voltage	$V_R$	5	V
Forward Voltage	$V_F$	6	V
Power Dissipation	$P_D$	85	mW
Operating Temperature	$T_A$	-40 ~ +70	°C
Storage Temperature	$T_{stg}$	-40 ~ +85	
Lead Solder Temperature [2mm Below Package Base]	260°C For 3 Seconds		
Lead Solder Temperature [5mm Below Package Base]	260°C For 5 Seconds		

Operating Characteristics ( $T_A=25^\circ\text{C}$ )		UY (GaAsP/GaP)	Unit
Forward Current (Typ.) ( $V_F=5\text{V}$ )	$I_F$	13	mA
Forward Current (Max.) ( $V_F=5\text{V}$ )	$I_F$	17.5	mA
Reverse Current (Max.) ( $V_R=5\text{V}$ )	$I_R$	10	uA
Wavelength of Peak Emission (Typ.) ( $V_F=5\text{V}$ )	$\lambda_P$	590	nm
Wavelength of Dominant Emission (Typ.) ( $V_F=5\text{V}$ )	$\lambda_D$	588	nm
Spectral Line Full Width At Half-Maximum (Typ.) ( $V_F=5\text{V}$ )	$\Delta\lambda$	35	nm

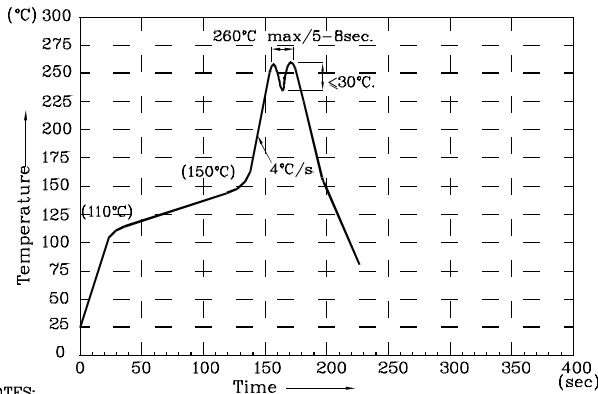
Part Number	Emitting Color	Emitting Material	Lens-color	Luminous Intensity ( $V_F=5\text{V}$ ) mcd		Wavelength nm $\lambda_P$	Viewing Angle 2 $\theta$ 1/2
				min.	typ.		
XNJ1ZUY46D5V	Yellow	GaAsP/GaP	Yellow Diffused	1.2	4.8	590	40°



❖ UY



Wave Soldering Profile for Thru-Hole Products (Pb-Free Components)



NOTES:

1. Recommend the wave temperature 245°C~260°C. The maximum soldering temperature should be less than 260°C.
2. Do not apply stress on epoxy resins when temperature is over 85°C.
3. The soldering profile apply to the lead free soldering (Sn/Cu/Ag alloy).
4. During wave soldering, the PCB top-surface temperature should be kept below 105°C.
5. No more than once.

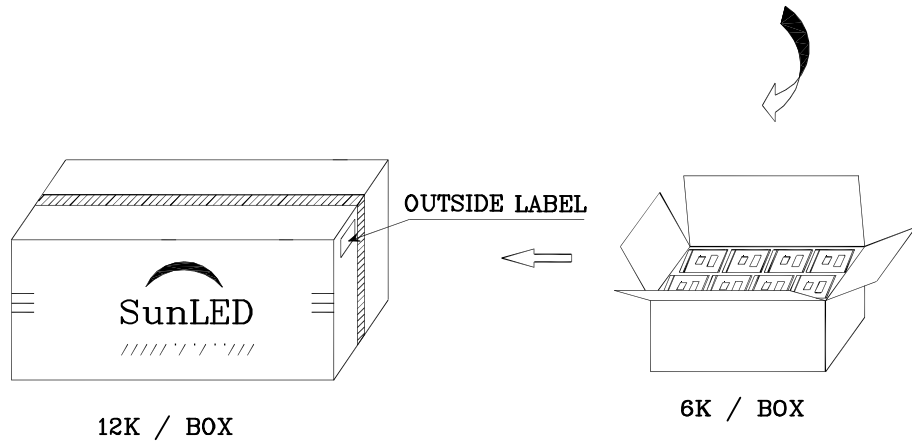
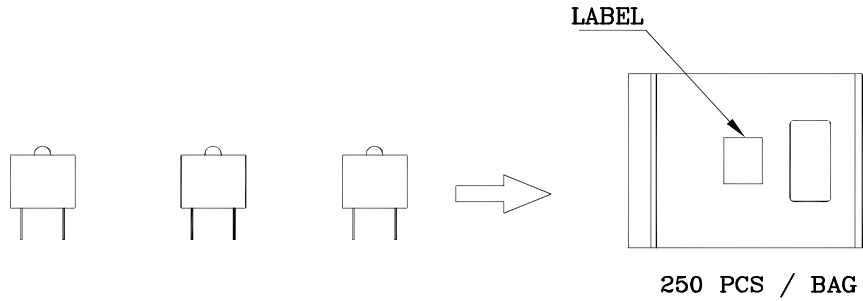

Remarks:

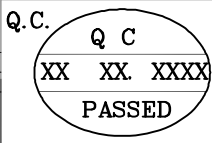

If special sorting is required (e.g. binning based on Luminous intensity/ luminous flux, or wavelength), the typical accuracy of the sorting process is as follows:

1. Wavelength: +/-1nm
2. Luminous intensity/ luminous flux: +/-15%

Note: Accuracy may depend on the sorting parameters.

**PACKING & LABEL SPECIFICATIONS**

	
P/NO : XNJ1Zxx46x	
QTY : 250 pcs	CODE: XXX
S/N : XX	
LOT NO:	
 XXXXXXXXXXXXXXXXXXXXXXXXXXXX	
RoHS Compliant	