

HSKG

High-power stud terminals

*CONTA-CLIP is extending its line of stud terminals with the new **HSKG**. We now offer a wider range of solutions for energy-transmission applications.*

Depending on the wire cross-section, the **HSKG** stud terminals with M10, M12 and M16 threaded studs can be used. The rated current is from 269 A to 520 A with a rated voltage of 1000 V. The wire connection range is from 6 mm² to 300 mm². Wires with crimped cable lugs are applied to threaded studs and then connected securely to the busbar by tightening the hex nut. Optimal security is guaranteed by the low voltage drop and by the use of self-extinguishing material with a V0 (UL94) flammability rating.

When used together with the **ADH** hinged covers, the **HSKG** stud terminals provide outstanding finger and touch protection. The **ADH** cover is easy to mount; it simply snaps into the side walls of the stud terminals as it is closed. In this quick and reliable way, touch-safe protection of the terminal points is always guaranteed.

Features

- Quick an
- M10, M12 and M16 studs
- Wire with cable lug, according to DIN 46234, up to 300 mm²
- Maintenance-free, subsequent tightening of the nut is not required
- High contact strength and vibration resistant because of the safety/spring washer
- Direct contact with cable lugs, or contact via a copper busbar
- 2- and 3-pole cross-connectors, designed for the rated current of the corresponding stud terminal
- Secure mount to the TS35 DIN rail
- Can be mounted directly

HSKG



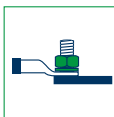
www.conta-clip.com

CONTA-CLIP Verbindungstechnik GmbH
Otto-Hahn-Str. 7 · D-33161 Hövelhof, Germany
Phone +49(0)5257.9833-0 · Fax +49(0)5257.9833-33

Our ideas – your advantages

HSKG high-power stud terminals

Stud connection system



- Foot can be snapped on TS35 DIN rail
- Direct mount
- Stud connection
- Housing made from polyamide 6.6 UL 94-V0

Connection diagram


HSKG 120/M10/B/B



HSKG 185/M12/B/B



HSKG 300/M16/B/B



Connection type

Size (L x W x H) with TS35 x 7.5
Size (L x W x H) with TS35 x 7.5, including ADH on both sides

TYPE

Type / colour

Cat. no.

Stud connection

133 x 42 x 72
226 x 42 x 80

Qty.

HSKG 120/M10/B/B BG
17023.2 5

Stud connection

164 x 55 x 78
288 x 55 x 90

Qty.

HSKG 185/M12/B/B BG
17024.2 5

Stud connection

164 x 55 x 86
288 x 55 x 90

Qty.

HSKG 300/M16/B/B BG
17027.2 5

Colours available

Ratings

Rated voltage, V

Rated current, A

Rated cross-section, mm² | AWG

Rated impulse voltage, kV | Contamination degree

Flamm. class acc. to UL 94

Connection data

Clamping area, mm²

Stud size

Clampable cable lug

DIN 46234 / 1 cable lug per side, mm²

DIN 46234 / 2 cable lugs per side, mm²

DIN 46235 / 1 cable lug per side, mm²

DIN 46235 / 2 cable lugs per side, mm²

Torque, Nm

IEC*	UL*	CSA*
1000	1000	600
269	310	310
120 10-Kcmil 250		
8 3		
V0		
≤ 120		
M10		
6 - 150		
6 - 120		
16 - 150		
16 - 120		
10 - 20		

IEC*	UL*	CSA*
1000	1000	600
353	380	360
185 10-Kcmil 500		
8 3		
V0		
≤ 185		
M12		
10 - 240		
10 - 185		
25 - 240		
25 - 185		
14 - 31		

IEC*	UL*	CSA*
1000	1000	600
520	500	510
300 10-Kcmil 600		
8 3		
V0		
≤ 300		
M16		
25 - 240		
50 - 240		
50 - 300		
50 - 240		
25 - 60		

Features

Material of insulated housing | Temperature range

PA 6.6 | -40 to +120°C

PA 6.6 | -40 to +120°C

PA 6.6 | -40 to +120°C

Accessories

AD cover profile

Cat. no.

AD cover profile

Cat. no.

QS cross-connection rail

Cat. no.

QS cross-connection rail

Cat. no.

ES end stop

Cat. no.

PMC SB quick marking

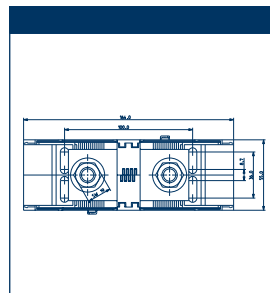
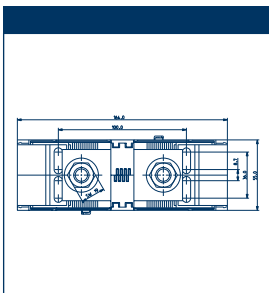
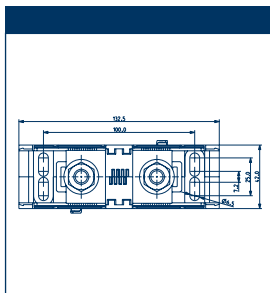
Cat. no.

	Qty.
ADH 120 BU	10
17025.5	
ADH 120 YE	10
17025.8	
QS 2/120/10	10
17241.0	
QS 3/120/10	10
17242.0	
ES 35/K/ST BG	50
2828.0	
PMC SB 6/50 WH	500
4702.7	

	Qty.
ADH 185/300 BU	10
17123.5	
ADH 185/300 YE	10
17123.8	
QS 2/185/12	10
17243.0	
QS 3/185/12	10
17244.0	
ES 35/K/ST BG	50
2828.0	
PMC SB 6/50 WH	500
4702.7	

	Qty.
ADH 185/300 BU	10
17123.5	
ADH 185/300 YE	10
17123.8	
QS 2/300/16	10
17245.0	
QS 3/300/16	10
17246.0	
ES 35/K/ST BG	50
2828.0	
PMC SB 6/50 WH	500
4702.7	

Dimension diagram



* Approval applied for