

Installation feed-through terminal FRKI 2.5-4

Installation PE terminal FSLI 2.5-4

Neutral disconnect terminal FNT 2.5-4

The new pressure-spring single-level installation terminals are initially available in three (and later in nine) different versions. These are divided into three functional groups: feed-through, protective earth, and neutral disconnect terminals. The cross-sections of the first three terminals in this product line range from 0.5 mm² to 4 mm². The width is only 5 mm and the rated current is 32 amperes. The number of versions has been reduced from six to three terminals (later from 15 to nine terminals); this allows you to reduce your installation costs by lowering your stock requirements.


The **FNT** neutral disconnect terminals feature an integrated receptacle for the 10x3-mm neutral busbar. There is no need for an additional fixing plate because the neutral busbar snaps in the **FNT** terminals. The result is further optimized storage and costs, combined with the added advantage that you save 1.5 mm for each fixing plate no longer needed when mounting side-by-side on the DIN rail. The NT rail is quickly and securely connected with the terminal via a self-connecting, screw-less NT slider inside the terminal.

With the **FSLI** protective earth terminals, the PE potential is connected via the PE foot (which contacts the DIN rail on both sides). This **CONTA-CLIP** design does use more material but it offers an advantage in terms of additional safety and security for the PE conductor's contact. This solid, contiguous construction guarantees low contact resistance as well as the high security of the internal-spring PE contact foot.

Solid wires and flexible wires with wire-end ferrules can be inserted into the connection mechanism without the need for tools. The pressure spring opens automatically when the wire is inserted; this ensures a secure contact with the busbar. A standard screwdriver can be used to open the clamp for release and for the insertion of stranded wire without ferrules. The **FRKI 2.5-4** cross-connections are pluggable and insulated. They are available from 2 to 10 poles and can be used to safely distribute current on the **FRKI** feed-through terminals.

Can be combined with the FDLIS three-level installation terminal

The one-level terminals – **FRKI**, **FSLI** und **FNT** – can be used in combination with the three-level **FDLIS** installation terminals because the mechanical position of the neutral busbar is identical in both versions. So you can design and install customized modular-type circuits with both larger capacity/cross-sections (up to 76A/16 mm²) and smaller capacity/cross-sections. The terminals in the 2.5 to 4 mm² cross-section range are available now; the 6–10 mm² cross-section range (summer 2011) and the 16 mm² terminals will be available by the end of this year.



Sample FRKI

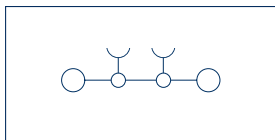
Pressure-spring connection system



- Foot can be snapped on TS35 DIN rail
- Housing made from polyamide 6.6 VO

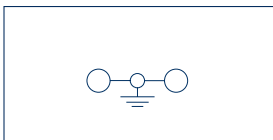

Connection diagram

FRKI 2,5-4



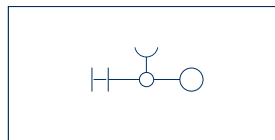

Installation feed-through terminal, 2 connections

FSLI 2,5-4



Installation PE terminal, 2 connections

FNT 2,5-4



Neutral disconnect terminal, 1 connection

Connection type

Dimensions (L x W x H) with TS 35 x 7.5 mm

Type

Type Colour

Cat. no.

Type Colour

Cat. no.

Type Colour

Cat. no.

Type Colour

Cat. no.

Colours available

Ratings

Rated voltage, V

Rated current, A

Rated wire cross-section, mm² | AWG

Rated impulse voltage, kV | Contamination degree

Plug gauge acc. to EN 60 947-1 | Flamm. class acc. to UL 94

Connection data

Single wire (solid) | stranded, mm²

Finely-stranded | finely-stranded (w/ferrules acc. to DIN 46 228/1) mm²

Contact wire range mm²

Insulation stripping length, mm

Pressure-spring connection

52,5 x 5,1 x 37,5

52,5 x 5,1 x 38,5

Qty.p.pck.

FRKI 2,5-4 BG

3276.2

100

FRKI 2,5-4 BU

3276.5

100

FRKI 2,5-4 OG

3276.3

100

Pressure-spring connection

52,5 x 5,1 x 37,5

52,5 x 5,1 x 38,5

Qty.p.pck.

FSLI 2,4-4 GN YE

3279.2

100

Pressure-spring connection

64 x 5,1 x 41,5

64 x 5,1 x 42,5

Qty.p.pck.

FNT 2,5-4 BU

3273.5

100

② ⑤ ③

IEC*

CSAus*

CSA*

800

600

600

32

30

30

4 | 20-10

8 | 3

A4 | V0

0,5-6 | -

0,6-6 | 0,5-4

0,08-6

12

②

IEC*

CSAus*

CSA*

250

600

32

30

4 | 20-10

8 | 3

A4 | V0

0,5-6 | -

0,6-6 | 0,5-4

0,08-6

12

⑤

IEC*

CSAus*

CSA*

250

600

32

30

4 | 20-10

8 | 3

A4 | V0

0,5-6 | -

0,6-6 | 0,5-4

0,08-6

12

Features

Material of insulated housing | Temperature range

Number of cross-connection channels | Test pick-off

PA 6.6 | - 40 bis +120°C

2 | -

PA 6.6 | - 40 bis +120°C

1 | -

PA 6.6 | - 40 bis +120°C

1 | -

Accessories

End plate FAP

Best.-Nr.

Insulated cross-connector FQI

Best.-Nr.

Insulated cross-connector FQI

Best.-Nr.

Insulated cross-connector FQI

Best.-Nr.

Insulated cross-connector FQI

Best.-Nr.

Insulated cross-connector FQI

Best.-Nr.

Insulated cross-connector FQI

Best.-Nr.

Four-way cover FAD

Best.-Nr.

End stop ZES

Best.-Nr.

Screwdriver

Best.-Nr.

Quick marking PMC SB

Best.-Nr.

FAP 2,5-4/2A BG

3484.2

20

FIQI 2,5-4/2 YE

17402.8

20

FIQI 2,5-4/3 YE

17403.8

20

FIQI 2,5-4/4 YE

17404.8

20

FIQI 2,5-4/5 YE

17405.8

20

FIQI 2,5-4/6 YE

17406.8

20

FIQI 2,5-4/7 YE

17407.8

20

FIQI 2,5-4/8 YE

17408.8

10

FIQI 2,5-4/9 YE

17409.8

10

FIQI 2,5-4/10 YE

17400.8

10

FAD 2,5/4/ B YE

3426.8

20

ZES 35/2 BG

3811.2

50

SDB 0,4 x 2,0

3164.0

1

PMC SB 5/50 WH

4600.7

500

FAP 2,5-4/2A GN

3484.1

20

FIQI 2,5-4/2 YE

17402.8

20

FIQI 2,5-4/3 YE

17403.8

20

FIQI 2,5-4/4 YE

17404.8

20

FIQI 2,5-4/5 YE

17405.8

20

FIQI 2,5-4/6 YE

17406.8

20

FIQI 2,5-4/7 YE

17407.8

20

FIQI 2,5-4/8 YE

17408.8

10

FIQI 2,5-4/9 YE

17409.8

10

FIQI 2,5-4/10 YE

17400.8

10

FAD 2,5/4/ B YE

3426.8

20

ZES 35/2 BG

3811.2

50

SDB 0,4 x 2,0

3164.0

1

PMC SB 5/50 WH

4600.7

500

FAP 2,5-4/2A BU

3484.5

20

FIQI 2,5-4/2 YE

17402.8

20

FIQI 2,5-4/3 YE

17403.8

20

FIQI 2,5-4/4 YE

17404.8

20

FIQI 2,5-4/5 YE

17405.8

20

FIQI 2,5-4/6 YE

17406.8

20

FIQI 2,5-4/7 YE

17407.8

20

FIQI 2,5-4/8 YE

17408.8

10

FIQI 2,5-4/9 YE

17409.8

10

FIQI 2,5-4/10 YE

17400.8

10

FAD 2,5/4/ B YE

3426.8

20

ZES 35/2 BG

3811.2

50

SDB 0,4 x 2,0

3164.0

1

PMC SB 5/50 WH

4600.7

500

* Approval is pending