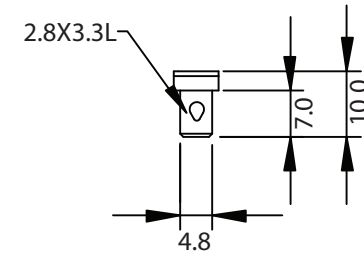
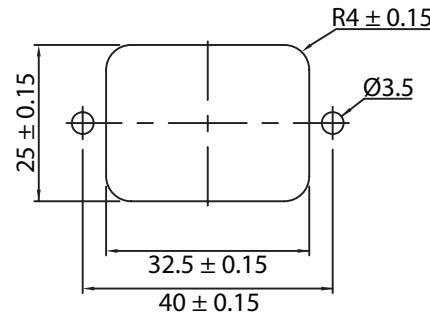
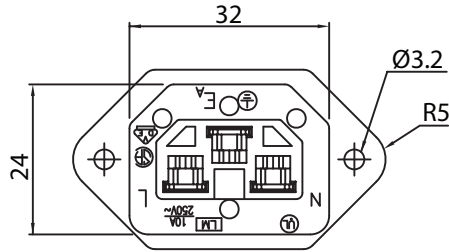
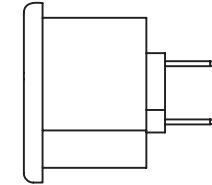
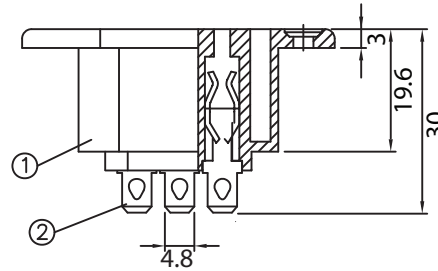
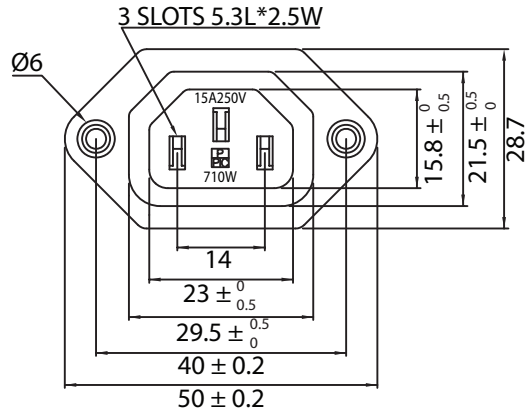


THESE DRAWINGS ARE THE PROPERTY OF QUALTEK ELECTRONICS AND NOT TO BE REPRODUCED FOR OR COMMUNICATED TO A THIRD PARTY WITHOUT THE EXPRESS WRITTEN PERMISSION OF AN OFFICER OF QUALTEK ELECTRONICS.

REVISION			
REV.	DESCRIPTION	DATE	APPROVED
B	RoHS Compliancy	06-01-06	DP
C	Graphics Update	03-20-08	DP



CONTROLLED

NOTES:

MATERIAL:

HOUSING: THERMOPLASTIC
TERMINAL: COPPER ALLOY

RATING:

UL, CSA: 15A 250V AC
VDE: 10A 250V AC

INSULATION RESISTANCE: OVER 100 OHM 500V DC

DIELECTRIC STRENGTH: 2000V AC ONE MINUTE

APPROVALS: UL, CSA, VDE

RoHS COMPLIANT

2	Soldering PIN Brass Strip t=0.8mm Tin-Plated	3		
1	Body Insulator PBT Black Color	1		
Dim range (mm)		Tolerance +/- (mm)		
Qualtek Electronics Corp. PPC DIVISION				
Part Number: 710W-00/02		<div style="border: 1px solid green; padding: 2px; display: inline-block;">RoHS Compliant</div>		
Description: AC RECEPTACLE				
0-1	0.15	UNIT: mm REV. C		
1-6	0.20			
6-18	0.30			
18-50	0.50			
50-120	0.70			
120-250	0.90	Drawn / Date	Checked / Date	Approved / Date
250-500	1.20	B.ZHANG 04-12-02	04-12-02	JJH / 04-12-02