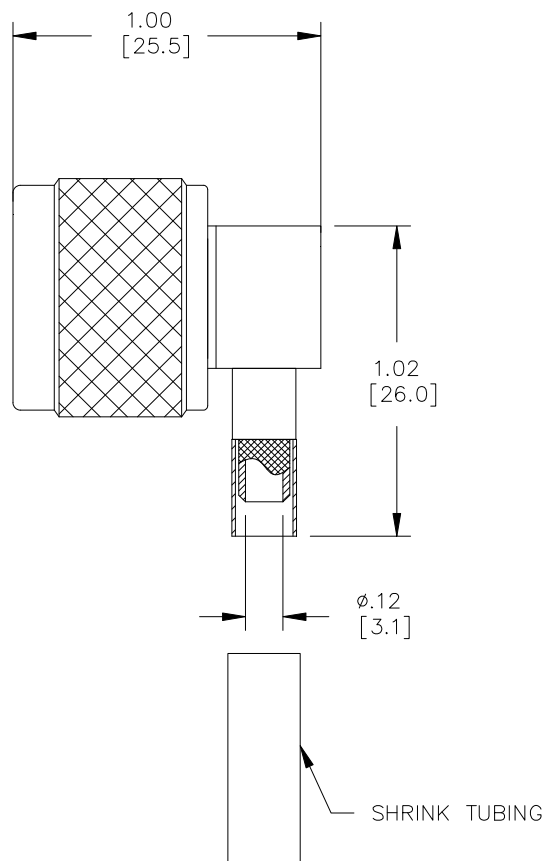


Model 73049

N Type Right-Angle Plug, 50 Ohm, Crimp Type , RG55, 142, 223



Model 73049
N Type Right-Angle Plug, 50 Ohm, Crimp Type,
RG55, 142, 223



Features

- DC – 6GHz bandwidth.
- Connectors are precision machined.
- Meets interface requirements MIL-C-39012.
- Connector accepts cable types RG/U: 55, 142, 223

Materials

Center Conductor, Male: Brass, Gold Plated
 Connector Body: Brass, Nickel Plated
 Crimp Ferrule: Copper, Nickel Plated
 Insulators: PTFE
 Gasket: Silicone Rubber

Specifications

Impedance: 50Ω
 Frequency Range: DC – 6GHz
 Contact Resistance:
 Center Conductor: ≤1.0 mΩ
 Outer Conductor: ≤0.2 mΩ
 Insulation Resistance: ≥ 5000 MΩ
 Dielectric Withstand Voltage: 1500V
 For CE compliance, do not hold in hand when
 voltages exceed 33 Vrms / 70 Vdc.
 VSWR: ≤1.5
 Number of Insertions: 500 cycles minimum

Ordering Information

Model: **73049**

USA: Sales: 800-490-2361
 Technical Support: technicalsupport@pomonatest.com
 Fax: 425-446-5844

Europe: 31-(0) 40 2675 150 International: 425-446-5500

Where to Buy: www.pomonaelectronics.com

All dimensions are in inches. Tolerances (except noted): .xx = ±.02" (.51 mm), .xxx = ± .005" (.127 mm). All specifications are to the latest revisions. Specifications are subject to change without notice. Registered trademarks are the property of their respective companies.

Model 73049

N Type Right-Angle Plug, 50 Ohm, Crimp Type , RG55, 142, 223

Cable Types and Crimp Die Information

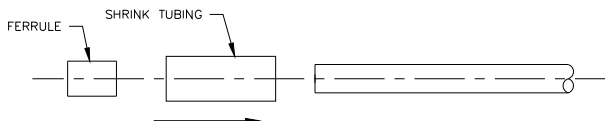
Connector Model #	Cable Groups	Crimp Die Cavity Size for Outer Ferrule
73049	RG55, 142, 223	.230 (5.9)

Cable Assembly Instructions

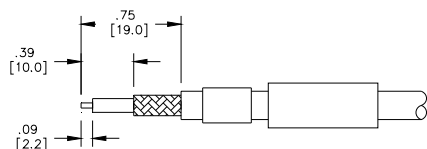
1. CUT CABLE END EVENLY AND PERPENDICULAR



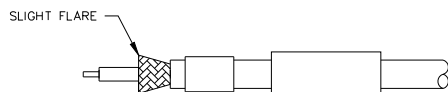
2. SLIDE FERRULE AND SHRINK TUBING OVER CABLE.



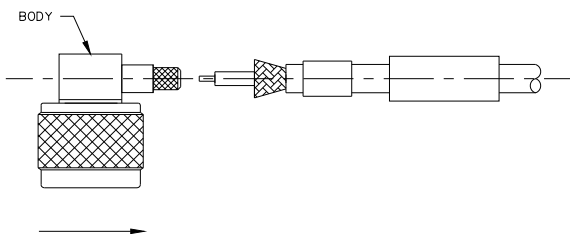
3. STRIP CABLE JACKET, BRAID AND DIELECTRIC TO SPECIFICATION LENGTHS.



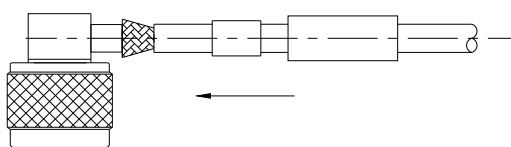
4. FLARE BRAD END SLIGHTLY.



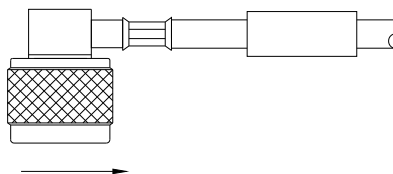
5. SLIDE CONNECTOR BODY OVER CENTER CONDUCTOR.



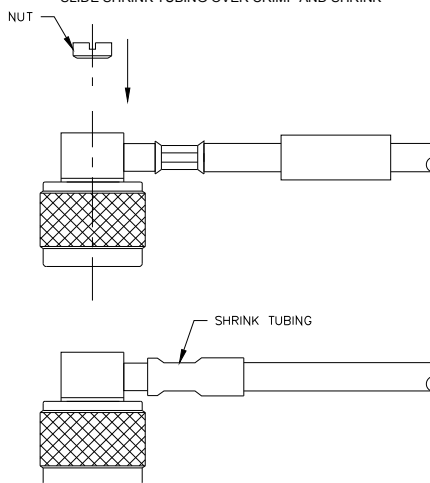
6. SLIDE OUTER FERRULE OVER BRAID AND UP AGAINST BODY ASSEMBLY.



7. CRIMP OUTER FERRULE WITH APPROPRIATE CRIMP TOOL.



8. SLIDE AND SCREW NUT. SLIDE SHRINK TUBING OVER CRIMP AND SHRINK



USA: Sales: 800-490-2361
 Technical Support: technicalsupport@pomonatest.com
 Fax: 425-446-5844
Europe: 31-(0) 40 2675 150 **International:** 425-446-5500
Where to Buy: www.pomonaelectronics.com

All dimensions are in inches. Tolerances (except noted): .xx = ±.02" (.51 mm), .xxx = ±.005" (.127 mm). All specifications are to the latest revisions. Specifications are subject to change without notice. Registered trademarks are the property of their respective companies.