

**Models 7042, 7043 BNC (M) Crimp 1407B 75 Ω , BNC (M) 8241 75 Ω**



Model 7042 BNC (M) 75 Ω Belden 1407B



Model 7043 BNC (M) Belden 8241

Use for your 75 Ω broadcast cable assemblies and applications.

**Features**

- True 75 Ω BNC connector
- Designed for common Belden cables (see table on page 2 for cable types and crimp die information)
- Precision machined. Gold plated (15 micro-inches) contacts. Insulation material is PTFE (**not delrin**)

**Materials**

- Body is machined brass with tarnish resistant nickel plating.
- Male center pin contacts are gold-plated (15 micro-inches) brass.
- High quality machined PTFE dielectric.

**Ordering Information**

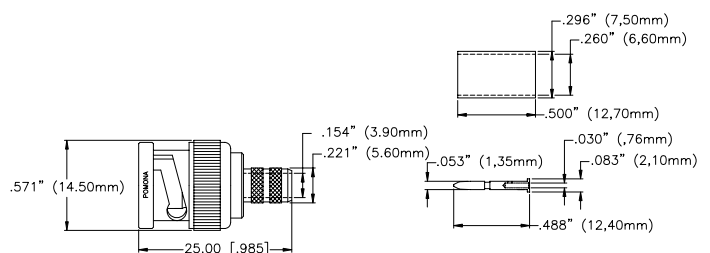
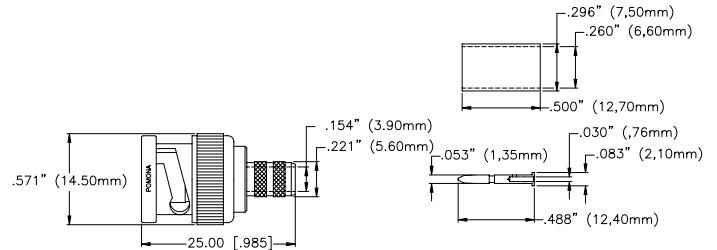
Model: 7042, BNC (M) Coaxial 1407B...(75 Ω).  
Model: 7043, BNC (M) Coaxial Belden 8241...(75 Ω).

**USA:** Sales: 800-490-2361 Technical Support: 800-241-2060 Fax: 888-403-3360

**Europe:** 31-(0) 40 2675 150 **International:** 425-446-5500

**e-mail:** [technicalsupport@pomonatest.com](mailto:technicalsupport@pomonatest.com)

**Where to Buy:** [www.pomonaelectronics.com](http://www.pomonaelectronics.com)



See page 2 for cable type, crimp information and cable assembly instructions.

**Specifications**

Nominal impedance	75 Ω
Frequency	0-3 GHz
VSWR	1.10 max. 0-3 GHz
Center / Outer contact resistance	1.5 / 1.0 mΩ
Number of insertions	500
Insulation resistance	5000 MΩ (min)
Dielectric withstand voltage	1500 Vrms
Ratings: Voltage: 500 Vrms Operating temperature: -85 °F to +131 °F (-65 °C to +155 °C) Max.	

All dimensions are in inches. Tolerances (except noted): .xx = ±.02" (.51 mm), .xxx = ±.005" (.127 mm). All specifications are to the latest revisions. Specifications are subject to change without notice. Registered trademarks are the property of their respective companies.

**Models 7042, 7043 BNC (M) Crimp 1407B 75 Ω , BNC (M) 8241 75 Ω**

**Cable Type and Crimp Die Sizes**

Connector Model #	Cable Groups	Crimp Die set* Size (Hex/Pin)
7042	Belden 1407B, 1417B, 1164B, 1167B, 1418B, 11467B	Model 7285 (.178 / .042)
7043	Belden 8241, 88241	Model 7281 (.255 / .042)

\* For use with Pomona crimp tool Model 7277.

**Cable Assembly Instructions**

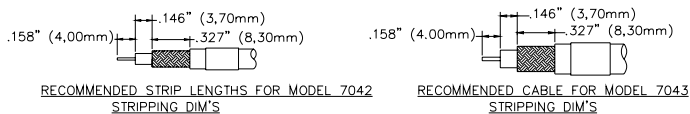
1. CUT CABLE END EVENLY AND PERPENDICULAR



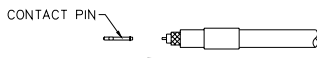
2. SLIDE OUTER FERRULE OVER CABLE END.



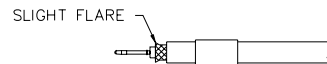
3. STRIP CABLE JACKET, BRAID, AND DIELECTRIC TO SPECIFICATION LENGTHS. (NOTE: FOIL AND BRAID CABLES SHOULD LEAVE FOIL TO END OF DIELECTRIC).



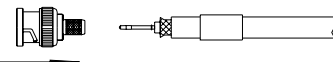
4. INSERT CONTACT PIN ONTO CABLE'S CENTER CONDUCTOR SO THAT IT IS FLUSH TO DIELECTRIC, CRIMP OR SOLDER CONTACT FIRMLY.



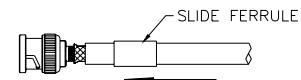
5. FLARE BRAID END SLIGHTLY.



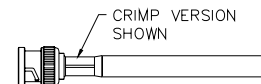
6. INSERT PIN-END INTO CONNECTOR BODY AND PUSH UNTIL IT CLICKS INTO PLACE.



7. SLIDE OUTER FERRULE OVER BRAID AND UP AGAINST BODY ASSEMBLY.



8. CRIMP OUTER FERRULE WITH APPROPRIATE CRIMP TOOL.



USA: Sales: 800-490-2361 Technical Support: 800-241-2060 Fax: 888-403-3360

Europe: 31-(0) 40 2675 150 International: 425-446-5500

e-mail: [technicalsupport@pomonatest.com](mailto:technicalsupport@pomonatest.com)

Where to Buy: [www.pomonaelectronics.com](http://www.pomonaelectronics.com)

All dimensions are in inches. Tolerances (except noted): .xx = ±.02" (.51 mm), .xxx = ±.005" (.127 mm). All specifications are to the latest revisions. Specifications are subject to change without notice. Registered trademarks are the property of their respective companies.