


BIPOLAR NPN SILICON TRANSISTOR

BFY77

- Hermetically Sealed TO-18 Metal Package
- High Reliability Screening Options Available



ABSOLUTE MAXIMUM RATINGS (T_A = 25°C unless otherwise stated)

V _{CEO}	Collector – Emitter Voltage	45V
I _C	Continuous Collector Current	50mA
P _D	Total Power Dissipation at T _A = 25°C	360mW
T _J	Junction Temperature Range	-65 to +200°C
T _{stg}	Storage Temperature Range	-65 to +200°C

ELECTRICAL CHARACTERISTICS (T_A = 25°C unless otherwise stated)

Symbols	Parameters	Test Conditions	Min	Typ	Max	Units
V _{CE(sat)}	Collector-Emitter Saturation Voltage	I _C = 1.0mA I _B = 0.1mA			0.35	V
H _{FE}		I _C = 1.0mA V _{CE} = 5V	200		450	

DYNAMIC CHARACTERISTICS

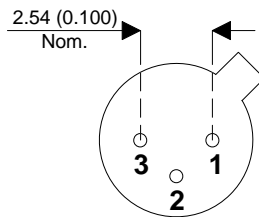
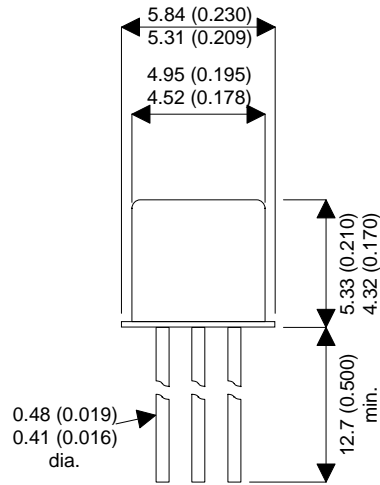
h _{fe} ^τ	Magnitude of Common emitter small-signal short-circuit forward current transfer ratio	I _C = 500μA f = 30MHz V _{CE} = 5V	2			
C _{obo}	Output Capacitance	V _{CB} = 5V f = 1.0MHz I _E = 0			6	pF

τ -Parameter by design – not production tested

BIPOLAR NPN SILICON TRANSISTOR BFY77

MECHANICAL DATA

Dimensions in mm (inches)



TO-18 (TO-206AA) METAL PACKAGE Underside View

Pin 1 - Emitter

Pin 2 - Base

Pin 3 - Collector