


Plug-In

# Power Splitter/Combiner

PSC-4-1W+

4 Way-0° 50Ω 1 to 500 MHz



CASE STYLE: A01  
PRICE: \$44.20 ea. QTY. (1-9)

**+RoHS Compliant**  
The +Suffix identifies RoHS Compliance. See our web site for RoHS Compliance methodologies and qualifications

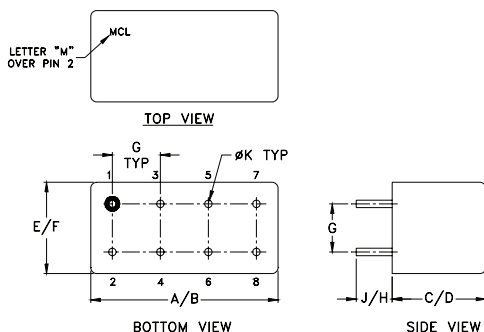
## Maximum Ratings

Operating Temperature	-55°C to 100°C
Storage Temperature	-55°C to 100°C
Power Input (as a splitter)	0.5W max.
Internal Dissipation	0.250W max.
Permanent damage may occur if any of these limits are exceeded.	

## Pin Connections

SUM PORT	4
PORT 1	7
PORT 2	8
PORT 3	1
PORT 4	2
GROUND	3,5,6
CASE GROUND	3,5,6

## Outline Drawing



## Outline Dimensions (inch/mm)

A	B	C	D	E	F
.770	.800	.385	.400	.370	.400
19.56	20.32	9.78	10.16	9.40	10.16
G	H	J	K		wt
.200	.20	.14	.031		grams
5.08	5.08	3.56	0.79		5.2

## Features

- low insertion loss, 0.5 dB typ.
- good isolation, 27 dB typ.
- rugged welded construction

## Applications

- UHF/VHF
- defense and federal communication

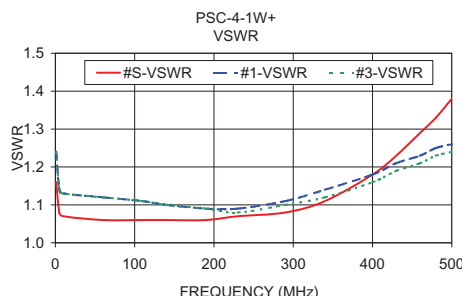
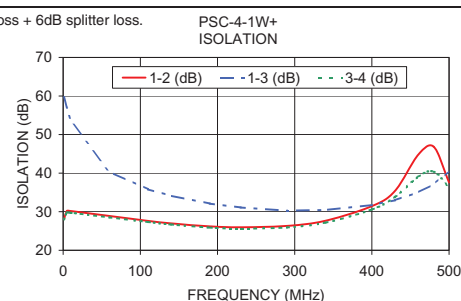
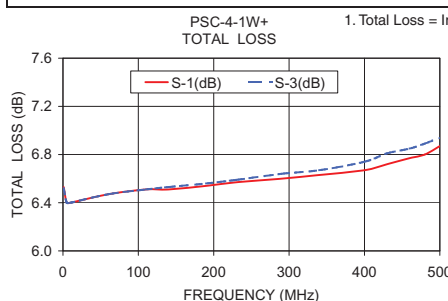
## Electrical Specifications

FREQ. RANGE (MHz)	ISOLATION (dB)						INSERTION LOSS (dB) ABOVE 6.0 dB						PHASE UNBALANCE (Degrees)			AMPLITUDE UNBALANCE (dB)			
	L		M		U		L		M		U		L	M	U	L	M	U	
	Typ.	Min.	Typ.	Min.	Typ.	Min.	Typ.	Max.	Typ.	Max.	Typ.	Max.	Max.	Max.	Max.	Max.	Max.	Max.	
$f_L$ - $f_U$																			
1-500	29	20	27	18	25	18	0.4	0.8	0.5	1.0	0.8	1.5	1	3	5	0.2	0.3	0.5	

L = low range [ $f_L$  to  $10 f_L$ ] M = mid range [ $10 f_L$  to  $f_U/2$ ] U = upper range [ $f_U/2$  to  $f_U$ ]

## Typical Performance Data

Freq. (MHz)	Total Loss <sup>1</sup> (dB)				Amp. Unbal. (dB)	Isolation (dB)			Phase Unbal. (deg.)	VSWR S	VSWR 1	VSWR 2	VSWR 3	VSWR 4
	S-1	S-2	S-3	S-4		1-2	1-3	3-4						
1.00	6.53	6.53	6.52	6.52	0.01	28.07	59.70	27.99	0.11	1.16	1.24	1.24	1.24	1.24
5.00	6.40	6.40	6.40	6.40	0.01	30.23	56.95	29.79	0.04	1.08	1.14	1.14	1.14	1.14
10.00	6.40	6.40	6.40	6.40	0.01	30.18	53.42	29.74	0.05	1.07	1.13	1.13	1.13	1.14
60.00	6.47	6.47	6.47	6.48	0.01	28.89	40.36	28.52	0.32	1.06	1.12	1.12	1.12	1.12
110.00	6.51	6.51	6.51	6.52	0.01	27.62	35.81	27.33	0.59	1.06	1.11	1.11	1.11	1.11
140.00	6.51	6.53	6.53	6.55	0.03	26.97	34.13	26.68	0.74	1.06	1.10	1.10	1.10	1.10
190.00	6.54	6.55	6.56	6.60	0.05	26.20	32.10	25.89	0.83	1.06	1.09	1.09	1.09	1.09
230.00	6.57	6.58	6.59	6.63	0.06	25.97	31.10	25.61	0.97	1.07	1.09	1.08	1.08	1.09
290.00	6.60	6.60	6.64	6.69	0.10	26.33	30.29	25.93	1.12	1.08	1.11	1.09	1.10	1.09
340.00	6.63	6.63	6.67	6.76	0.13	27.67	30.45	27.18	1.12	1.11	1.14	1.12	1.12	1.12
400.00	6.67	6.70	6.74	6.86	0.18	31.45	31.73	30.57	1.07	1.18	1.18	1.16	1.16	1.15
430.00	6.72	6.77	6.81	6.92	0.19	35.41	32.98	33.83	1.04	1.23	1.21	1.18	1.19	1.18
460.00	6.77	6.82	6.85	6.98	0.21	44.77	35.04	39.06	0.88	1.29	1.23	1.21	1.21	1.20
480.00	6.80	6.84	6.89	7.02	0.22	46.86	37.10	40.39	0.77	1.33	1.25	1.22	1.23	1.22
500.00	6.87	6.91	6.94	7.09	0.22	37.58	40.54	36.30	0.82	1.38	1.26	1.24	1.24	1.23



## electrical schematic



**Mini-Circuits®**  
ISO 9001 ISO 14001 AS 9100 CERTIFIED  
IFIRF MICROWAVE COMPONENTS

For detailed performance specs & shopping online see web site

P.O. Box 350166, Brooklyn, New York 11235-0003 (718) 934-4500 Fax (718) 332-4661 The Design Engineers Search Engine Provides ACTUAL Data Instantly at [minicircuits.com](http://minicircuits.com)

Notes: 1. Performance and quality attributes and conditions not expressly stated in this specification sheet are intended to be excluded and do not form a part of this specification sheet. 2. Electrical specifications and performance data contained herein are based on Mini-Circuit's applicable established test performance criteria and measurement instructions. 3. The parts covered by this specification sheet are subject to Mini-Circuits standard limited warranty and terms and conditions (collectively, "Standard Terms"); Purchasers of this part are entitled to the rights and benefits contained therein. For a full statement of the Standard Terms and the exclusive rights and remedies thereunder, please visit Mini-Circuits' website at [www.minicircuits.com/MCLStore/terms.jsp](http://www.minicircuits.com/MCLStore/terms.jsp).

REV. C  
M131858  
PSC-4-1W+  
HY/TD/CP/AM  
130628