

# Plug-In Power Splitter/Combiner

## PSCQ-2-160+ PSCQ-2-160

2 Way-90° 50Ω 100 to 160 MHz



CASE STYLE: A01  
PRICE: \$29.20 ea. QTY. (1-9)

**+RoHS Compliant**  
The +Suffix identifies RoHS Compliance. See our web site for RoHS Compliance methodologies and qualifications

### Maximum Ratings

Operating Temperature	-55°C to 100°C
Storage Temperature	-55°C to 100°C
Power Input (as a splitter)	1W max.
Permanent damage may occur if any of these limits are exceeded.	

### Pin Connections

SUM PORT	1
PORT 1 (+90°)	2
PORT 2 (0°)	5
GROUND	3,4,7,8
CASE GROUND	3,4,7,8
50 OHM TERM EXTERNAL	6

### Features

- low insertion loss, 0.3 dB typ.
- good isolation, 24 dB typ.
- rugged shielded case

### Applications

- modulators
- balanced amplifiers

### Electrical Specifications

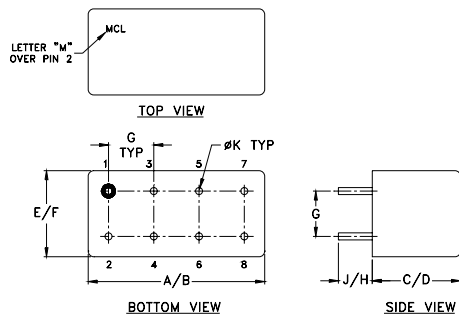
FREQ. RANGE (MHz)	ISOLATION (dB)	INSERTION LOSS (dB) Avg. of Coupled Outputs ABOVE 3 dB	PHASE UNBALANCE (Degrees)	AMPLITUDE UNBALANCE (dB)
$f_L$ - $f_U$	Typ. Min.	Typ. Max.	Max.	Max.
100-160	24 19	0.3 0.7	3	1.5

### Typical Performance Data

Frequency (MHz)	Total Loss <sup>1</sup> (dB)		Amplitude Unbalance (dB)	Isolation (dB)	Phase Unbalance (deg.)	VSWR S	VSWR 1	VSWR 2
	S-1	S-2						
100.00	3.41	2.89	0.52	27.64	88.68	1.12	1.11	1.10
101.50	3.37	2.93	0.44	27.55	88.70	1.12	1.11	1.11
104.50	3.29	3.01	0.28	27.35	88.63	1.12	1.12	1.11
107.50	3.21	3.07	0.13	27.14	88.66	1.13	1.12	1.12
112.00	3.11	3.17	0.06	26.81	88.61	1.14	1.13	1.12
116.50	3.02	3.25	0.23	26.42	88.57	1.15	1.14	1.13
121.00	2.94	3.32	0.37	26.00	88.60	1.16	1.15	1.14
125.50	2.88	3.38	0.50	25.55	88.58	1.17	1.16	1.15
130.00	2.85	3.44	0.60	25.08	88.64	1.18	1.17	1.16
136.00	2.82	3.52	0.70	24.39	88.68	1.20	1.18	1.17
142.00	2.82	3.59	0.76	23.64	88.76	1.22	1.20	1.19
148.00	2.87	3.64	0.78	22.85	88.76	1.24	1.22	1.21
154.00	2.93	3.67	0.74	22.02	88.84	1.26	1.24	1.22
157.00	2.98	3.68	0.70	21.57	88.86	1.27	1.25	1.23
160.00	3.03	3.68	0.64	21.11	88.95	1.28	1.26	1.24

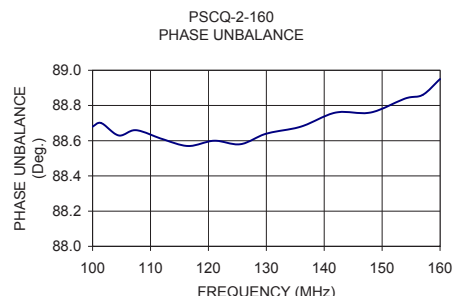
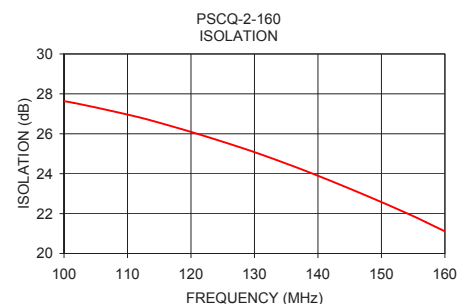
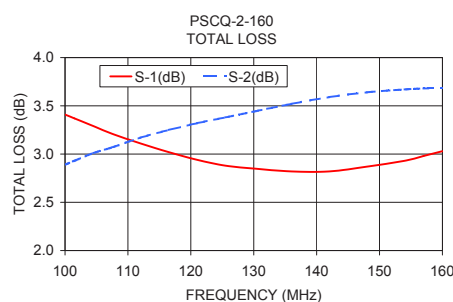
1. Total Loss = Insertion Loss + 3dB splitter loss.

### Outline Drawing

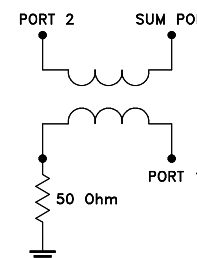


### Outline Dimensions (inch/mm)

A	B	C	D	E	F	
.770	.800	.385	.400	.370	.400	
19.56	20.32	9.78	10.16	9.40	10.16	
G	H	J	K			wt
.200	.20	.14	.031			grams
5.08	5.08	3.56	0.79			5.2



### electrical schematic



For detailed performance specs & shopping online see web site



P.O. Box 350166, Brooklyn, New York 11235-0003 (718) 934-4500 Fax (718) 332-4661 The Design Engineers Search Engine [www.minicircuits.com](http://www.minicircuits.com) Provides ACTUAL Data Instantly at [minicircuits.com](http://minicircuits.com)

Notes: 1. Performance and quality attributes and conditions not expressly stated in this specification sheet are intended to be excluded and do not form a part of this specification sheet. 2. Electrical specifications and performance data contained herein are based on Mini-Circuit's applicable established test performance criteria and measurement instructions. 3. The parts covered by this specification sheet are subject to Mini-Circuits standard limited warranty and terms and conditions (collectively, "Standard Terms"); Purchasers of this part are entitled to the rights and benefits contained therein. For a full statement of the Standard Terms and the exclusive rights and remedies thereunder, please visit Mini-Circuits' website at [www.minicircuits.com/MCLStore/terms.jsp](http://www.minicircuits.com/MCLStore/terms.jsp).

REV. B  
M127604  
PSCQ-2-160  
HY/TD/CP  
130626