

Plug-In

Power Splitter/Combiner

PSCQ-2-120+

2 Way-90° 50Ω 80 to 120 MHz



CASE STYLE: A01
PRICE: \$29.20 ea. QTY. (1-9)

+RoHS Compliant

The +Suffix identifies RoHS Compliance. See our web site for RoHS Compliance methodologies and qualifications

Maximum Ratings

Operating Temperature	-55°C to 100°C
Storage Temperature	-55°C to 100°C
Power Input (as a splitter)	1W max.
Permanent damage may occur if any of these limits are exceeded.	

Pin Connections

SUM PORT	1
PORT 1 (+90°)	2
PORT 2 (0°)	5
GROUND	3,4,7,8
CASE GROUND	3,4,7,8
50 OHM TERM EXTERNAL	6

Features

- low insertion loss, 0.3 dB typ.
- good isolation, 25 dB typ.
- rugged shielded case

Applications

- modulators
- balanced amplifiers

Electrical Specifications

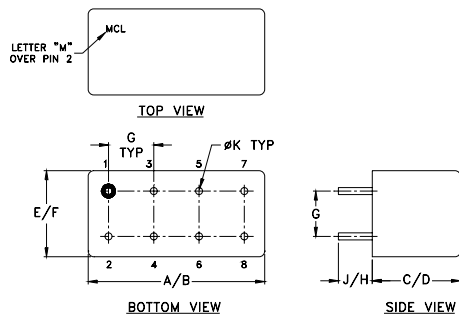
FREQ. RANGE (MHz)	ISOLATION (dB)	INSERTION LOSS (dB) Avg. of Coupled Outputs ABOVE 3 dB	PHASE UNBALANCE (Degrees)	AMPLITUDE UNBALANCE (dB)
f_L - f_U	Typ. Min.	Typ. Max.	Max.	Max.
80-120	25 18	0.3 0.7	3	1.5

Typical Performance Data

Frequency (MHz)	Total Loss ¹ (dB)		Amplitude Unbalance (dB)	Isolation (dB)	Phase Unbalance (deg.)	VSWR S	VSWR 1	VSWR 2
	S-1	S-2						
80.00	3.54	2.82	0.72	24.60	90.06	1.15	1.13	1.16
81.00	3.50	2.86	0.65	24.52	90.05	1.15	1.13	1.16
83.00	3.44	2.91	0.52	24.39	90.10	1.15	1.13	1.16
85.00	3.36	2.98	0.38	24.27	90.20	1.15	1.13	1.16
87.00	3.30	3.02	0.27	24.13	90.21	1.15	1.13	1.16
90.00	3.21	3.11	0.10	23.93	90.29	1.15	1.13	1.16
93.00	3.14	3.18	0.04	23.72	90.32	1.15	1.13	1.17
96.00	3.07	3.24	0.17	23.50	90.40	1.15	1.14	1.17
99.00	3.01	3.31	0.30	23.29	90.50	1.15	1.14	1.17
102.00	2.97	3.36	0.39	23.06	90.55	1.15	1.14	1.18
106.00	2.92	3.42	0.50	22.74	90.71	1.15	1.15	1.19
110.00	2.90	3.47	0.58	22.41	90.88	1.16	1.15	1.20
114.00	2.89	3.51	0.63	22.07	91.08	1.16	1.16	1.21
118.00	2.88	3.54	0.66	21.70	91.25	1.17	1.17	1.22
120.00	2.89	3.55	0.66	21.50	91.37	1.17	1.17	1.22

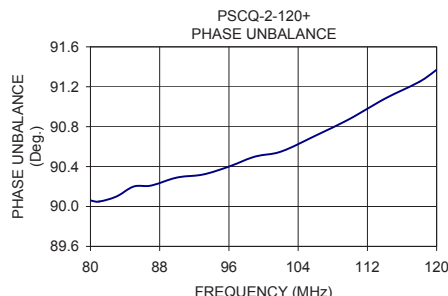
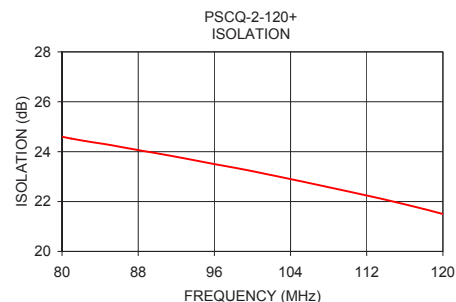
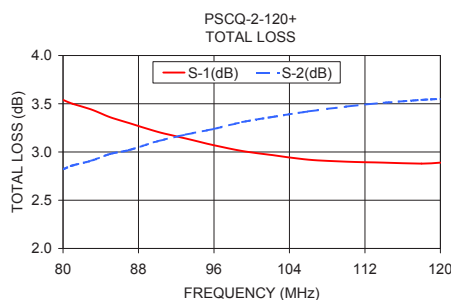
1. Total Loss = Insertion Loss + 3dB splitter loss.

Outline Drawing

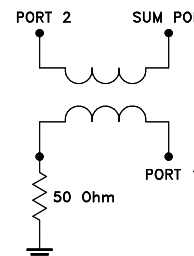


Outline Dimensions (inch/mm)

A	B	C	D	E	F	
.770	.800	.385	.400	.370	.400	
19.56	20.32	9.78	10.16	9.40	10.16	
G	H	J	K	wt		
.200	.20	.14	.031	grams		
5.08	5.08	3.56	0.79	5.2		



electrical schematic



For detailed performance specs & shopping online see web site



P.O. Box 350166, Brooklyn, New York 11235-0003 (718) 934-4500 Fax (718) 332-4661 The Design Engineers Search Engine Provides ACTUAL Data Instantly at minicircuits.com

Notes: 1. Performance and quality attributes and conditions not expressly stated in this specification sheet are intended to be excluded and do not form a part of this specification sheet. 2. Electrical specifications and performance data contained herein are based on Mini-Circuit's applicable established test performance criteria and measurement instructions. 3. The parts covered by this specification sheet are subject to Mini-Circuits standard limited warranty and terms and conditions (collectively, "Standard Terms"); Purchasers of this part are entitled to the rights and benefits contained therein. For a full statement of the Standard Terms and the exclusive rights and remedies thereunder, please visit Mini-Circuits' website at www.minicircuits.com/MCLStore/terms.jsp.

REV. C
M131858
PSCQ-2-120+
HY/TD/CP/AM
130626