

Plug-In Power Splitter/Combiner

PSCQ-2-90+

2 Way-90° 50Ω 55 to 90 MHz



CASE STYLE: A01
PRICE: \$29.20 ea. QTY. (1-9)

+RoHS Compliant
The +Suffix identifies RoHS Compliance. See our web site for RoHS Compliance methodologies and qualifications

Maximum Ratings

Operating Temperature	-55°C to 100°C
Storage Temperature	-55°C to 100°C
Power Input (as a splitter)	1W max.

Permanent damage may occur if any of these limits are exceeded.

Pin Connections

SUM PORT	1
PORT 1 (+90°)	2
PORT 2 (0°)	5
GROUND	3,4,7,8
CASE GROUND	3,4,7,8
50 OHM TERM EXTERNAL	6

Features

- low insertion loss, 0.3 dB typ.
- high isolation, 30 dB typ.
- good VSWR, 1.20:1 typ.
- rugged shielded case

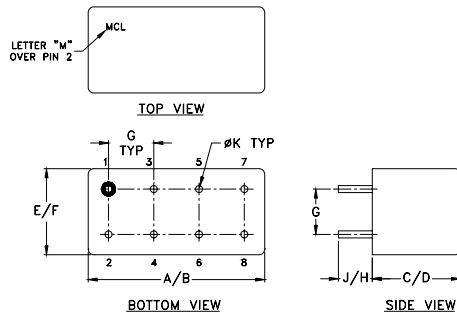
Applications

- modulators
- balanced amplifiers

Electrical Specifications

FREQ. RANGE (MHz)	ISOLATION (dB)	INSERTION LOSS (dB) Avg. of Coupled Outputs ABOVE 3 dB	PHASE UNBALANCE (Degrees)	AMPLITUDE UNBALANCE (dB)
f_L - f_U	Typ. Min.	Typ. Max.	Max.	Max.
55-90	30 20	0.3 0.7	3	1.2

Outline Drawing



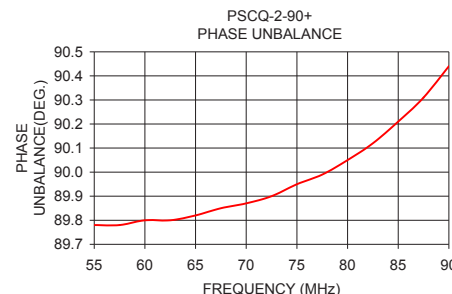
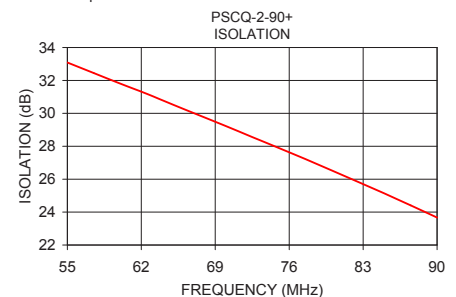
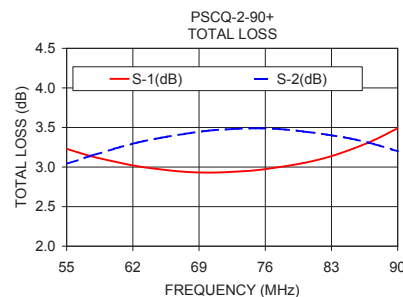
Outline Dimensions (inch/mm)

A	B	C	D	E	F	
.770	.800	.385	.400	.370	.400	
19.56	20.32	9.78	10.16	9.40	10.16	
G	H	J	K			wt
.200	.20	.14	.031			grams
5.08	5.08	3.56	0.79			5.2

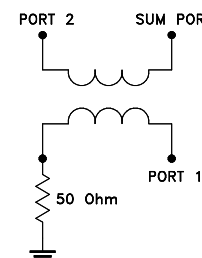
Typical Performance Data

Frequency (MHz)	Total Loss ¹ (dB)		Amplitude Unbalance (dB)	Isolation (dB)	Phase Unbalance (deg.)	VSWR S	VSWR 1	VSWR 2
	S-1	S-2						
55.00	3.23	3.04	0.19	33.09	89.78	1.07	1.07	1.04
57.50	3.14	3.14	0.00	32.45	89.78	1.07	1.08	1.05
60.00	3.07	3.23	0.17	31.81	89.80	1.08	1.08	1.05
62.50	3.01	3.31	0.30	31.19	89.80	1.09	1.09	1.05
65.00	2.97	3.37	0.40	30.53	89.82	1.10	1.09	1.06
67.50	2.94	3.42	0.48	29.88	89.85	1.10	1.10	1.06
70.00	2.93	3.46	0.53	29.23	89.87	1.11	1.11	1.06
72.50	2.94	3.48	0.54	28.56	89.90	1.12	1.12	1.07
75.00	2.96	3.49	0.53	27.90	89.95	1.13	1.13	1.07
77.50	3.00	3.48	0.48	27.23	89.99	1.14	1.14	1.08
80.00	3.05	3.45	0.40	26.54	90.05	1.15	1.15	1.08
82.50	3.12	3.41	0.29	25.84	90.12	1.17	1.17	1.09
85.00	3.22	3.36	0.14	25.14	90.21	1.18	1.18	1.10
87.50	3.34	3.29	0.06	24.41	90.31	1.20	1.20	1.11
90.00	3.49	3.20	0.29	23.67	90.44	1.22	1.22	1.12

1. Total Loss = Insertion Loss + 3dB splitter loss.



electrical schematic



For detailed performance specs & shopping online see web site



P.O. Box 350166, Brooklyn, New York 11235-0003 (718) 934-4500 Fax (718) 332-4661 The Design Engineers Search Engine www.minicircuits.com Provides ACTUAL Data Instantly at minicircuits.com

Notes: 1. Performance and quality attributes and conditions not expressly stated in this specification sheet are intended to be excluded and do not form a part of this specification sheet. 2. Electrical specifications and performance data contained herein are based on Mini-Circuit's applicable established test performance criteria and measurement instructions. 3. The parts covered by this specification sheet are subject to Mini-Circuits standard limited warranty and terms and conditions (collectively, "Standard Terms"); Purchasers of this part are entitled to the rights and benefits contained therein. For a full statement of the Standard Terms and the exclusive rights and remedies thereunder, please visit Mini-Circuits' website at www.minicircuits.com/MCLStore/terms.jsp.

REV. C
M127604
PSCQ-2-90+
HY/TD/CP/AM
100622