

Coaxial

# Power Splitter/Combiner

## ZFSC-84-75+

8 Way-0° 75Ω 1 to 300 MHz

### Maximum Ratings

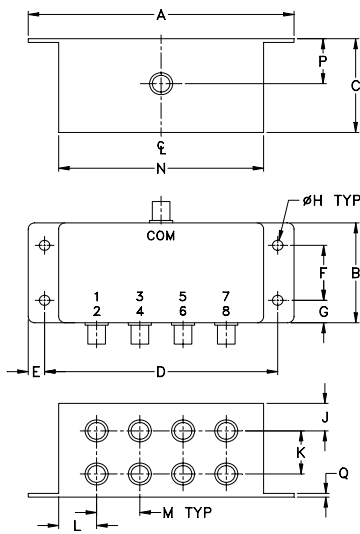
Operating Temperature	-55°C to 100°C
Storage Temperature	-55°C to 100°C
Power Input (as a splitter)	1W max.
Internal Dissipation	0.62W max.

Permanent damage may occur if any of these limits are exceeded.

### Coaxial Connections

SUM PORT	S(COM)
PORT 1,2,3,4,5,6,7,8	1,2,3,4,5,6,7,8

### Outline Drawing



### Outline Dimensions (inch/mm)

A	B	C	D	E	F	G	H
4.06	1.60	1.57	3.56	.24	.88	.36	.160
103.12	40.64	39.88	90.42	6.10	22.35	9.14	4.06
J	K	L	M	N	P	Q	wt.
.43	.69	.58	.66	3.13	.79	.13	grams
10.92	17.53	14.73	16.76	79.50	20.07	3.30	200

### Features

- low insertion loss, 0.7 dB typ.
- high isolation, 30 dB typ.
- excellent amplitude unbalance, 0.2 dB typ.

### Applications

- VHF
- radio communications
- signal processing



BNC version shown  
CASE STYLE: R29

Connectors	Model	Price	Qty.
BNC	ZFSC-84-75+	\$119.95	(1-9)

**+ RoHS compliant in accordance with EU Directive (2002/95/EC)**

The +Suffix has been added in order to identify RoHS Compliance. See our web site for RoHS Compliance methodologies and qualifications.

### Electrical Specifications

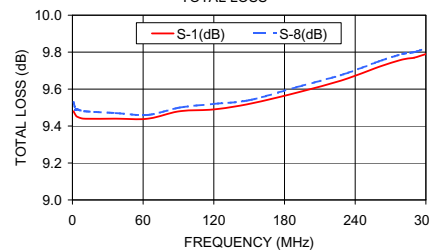
FREQ. RANGE (MHz)	ISOLATION (dB)			INSERTION LOSS (dB) ABOVE 9.0 dB			PHASE UNBALANCE (Degrees)			AMPLITUDE UNBALANCE (dB)								
	L	M	U	L	M	U	L	M	U	L	M	U						
$f_L$ - $f_U$	Typ.	Min.	Typ.	Min.	Typ.	Min.	Typ.	Max.	Typ.	Max.	Typ.	Max.						
1-300	26	20	30	25	30	23	0.8	1.5	0.7	1.1	0.9	1.5	4.0	3.0	8.0	0.2	0.2	0.4

L = low range [ $f_L$  to  $10 f_L$ ] M = mid range [ $10 f_L$  to  $f_U/2$ ] U = upper range [ $f_U/2$  to  $f_U$ ]

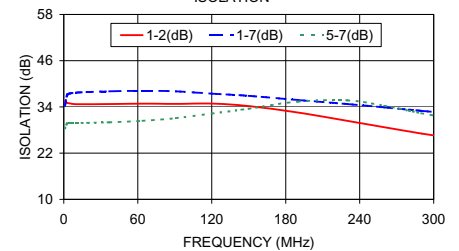
### Typical Performance Data

Freq. (MHz)	Total Loss <sup>1</sup> (dB)						Amplitude Unbalance (dB)	Isolation (dB)				VSWR S	VSWR 1	VSWR 8
	S-1	S-2	S-3	S-4	S-6	S-8		1-2	1-7	3-4	5-7			
1.00	9.48	9.41	9.42	9.41	9.54	9.53	0.13	35.64	34.30	28.44	28.45	1.23	1.13	1.14
2.60	9.46	9.40	9.37	9.38	9.51	9.49	0.14	35.06	36.96	29.63	29.67	1.25	1.06	1.11
4.20	9.45	9.40	9.36	9.38	9.50	9.49	0.14	34.94	37.42	29.77	29.78	1.25	1.04	1.11
10.00	9.44	9.40	9.36	9.38	9.49	9.48	0.13	34.70	37.72	29.77	29.81	1.25	1.03	1.10
37.00	9.44	9.43	9.40	9.41	9.48	9.47	0.08	34.75	38.04	29.84	30.00	1.24	1.13	1.11
64.00	9.44	9.46	9.44	9.44	9.46	9.46	0.02	34.84	38.18	30.09	30.39	1.11	1.05	1.04
91.00	9.48	9.49	9.49	9.47	9.49	9.50	0.03	34.79	38.05	30.68	31.09	1.11	1.07	1.08
120.00	9.49	9.51	9.52	9.50	9.50	9.52	0.03	34.86	37.44	31.51	32.27	1.08	1.08	1.10
150.00	9.52	9.54	9.55	9.53	9.53	9.54	0.04	34.22	36.87	32.30	33.54	1.04	1.08	1.08
190.00	9.58	9.61	9.62	9.60	9.59	9.61	0.05	32.53	35.78	32.91	35.38	1.07	1.08	1.08
230.00	9.65	9.67	9.68	9.66	9.65	9.68	0.06	30.39	34.75	32.07	35.70	1.16	1.09	1.10
260.00	9.72	9.75	9.76	9.73	9.72	9.75	0.07	28.71	33.87	30.74	34.31	1.25	1.10	1.10
280.00	9.76	9.79	9.79	9.77	9.76	9.79	0.07	27.63	33.28	29.74	33.02	1.31	1.10	1.09
290.00	9.77	9.79	9.81	9.78	9.78	9.80	0.07	27.08	32.98	29.24	32.38	1.33	1.10	1.09
300.00	9.79	9.82	9.83	9.80	9.81	9.82	0.07	26.61	32.71	28.74	31.76	1.36	1.10	1.09

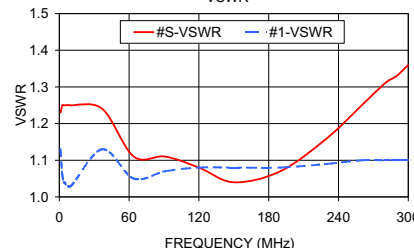
ZFSC-84-75+ TOTAL LOSS 1. Total Loss = Insertion Loss + 9dB splitter loss.



ZFSC-84-75+ ISOLATION



ZFSC-84-75+ VSWR



### electrical schematic



For detailed performance specs & shipping online see web site

P.O. Box 350166, Brooklyn, New York 11235-0003 (718) 934-4500 Fax (718) 332-4661 The Design Engineers Search Engine [minicircuits.com](http://www.minicircuits.com) Provides ACTUAL Data Instantly at [minicircuits.com](http://www.minicircuits.com)

Notes: 1. Performance and quality attributes and conditions not expressly stated in this specification sheet are intended to be excluded and do not form a part of this specification sheet. 2. Electrical specifications and performance data contained herein are based on Mini-Circuit's applicable established test performance criteria and measurement instructions. 3. The parts covered by this specification sheet are subject to Mini-Circuits standard limited warranty and terms and conditions (collectively, "Standard Terms"); Purchasers of this part are entitled to the rights and benefits contained therein. For a full statement of the Standard Terms and the exclusive rights and remedies thereunder, please visit Mini-Circuits' website at [www.minicircuits.com/MCLStore/terms.jsp](http://www.minicircuits.com/MCLStore/terms.jsp).

REV. D  
M127604  
ZFSC-84-75+  
HY/TD/CP/AM  
110808