

DC Pass Power Splitter/Combiner

ZB4PD-222-75+

4 Way-0° 75Ω 950 to 2200 MHz

Maximum Ratings

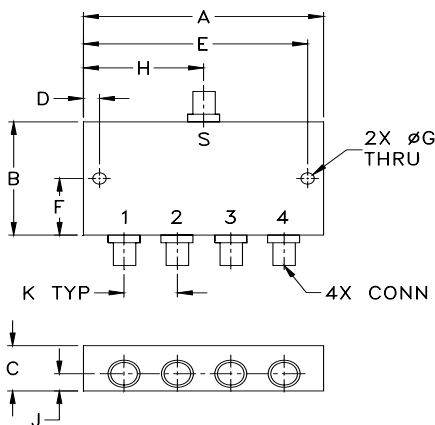
Operating Temperature	-55°C to 100°C
Storage Temperature	-55°C to 100°C
Power Input (as a splitter)	10W max.
Internal Dissipation	1W max.
DC Current (each port)	0.5A max.

Permanent damage may occur if any of these limits are exceeded.

Coaxial Connections

SUM PORT	S
PORT 1	1
PORT 2	2
PORT 3	3
PORT 4	4

Outline Drawing



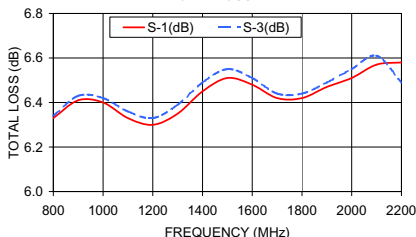
Outline Dimensions (inch/mm)

A	B	C	D	E	F
3.50	2.13	.88	.150	3.350	1.06
88.90	54.10	22.35	3.81	85.09	26.92
G	H	J	K	wt	
.125	1.75	.44	.89	grams	
3.18	44.45	11.18	22.61	260	

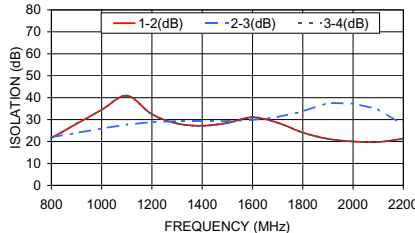
Electrical Schematic



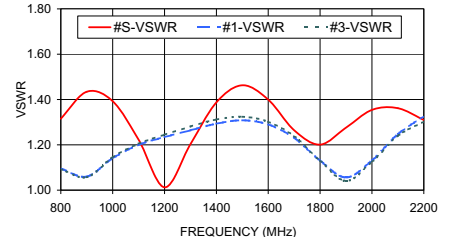
ZB4PD-222-75+
TOTAL LOSS



ZB4PD-222-75+
ISOLATION



ZB4PD-222-75+
VSWR



Features

- wideband, 950 to 2200 MHz
- high isolation, 25 dB typ.
- rugged, shielded case
- up to 10W power input as a splitter
- DC pass from sum port to all output ports

Applications

- satellite communications
- GPS
- CATV



BNC version shown
CASE STYLE: UU188

Connectors	Model	Price	Qty.
BNC	ZB4PD-222-75+	\$119.95	(1-9)
F-TYPE	ZB4PD-222-75-F+	\$119.95	(1-9)

+ RoHS compliant in accordance with EU Directive (2002/95/EC)

The +Suffix has been added in order to identify RoHS Compliance. See our web site for RoHS Compliance methodologies and qualifications.

Electrical Specifications at 25°C

Parameter	Frequency (MHz)	Min.	Typ.	Max.	Unit
Frequency Range		950		2200	MHz
Insertion Loss (above theoretical 6.0 dB)	950 - 2200	—	0.9	1.1	dB
Isolation	950 - 2200	20	23	—	dB
Phase Unbalance	950 - 2200	—	2.7	7.0	Degree
Amplitude Unbalance	950 - 2200	—	0.3	0.7	dB
VSWR (Port S)	950 - 2200	—	1.27	1.65	:1
VSWR (Port 1-4)	950 - 2200	—	1.24	1.6	:1

Typical Performance Data

Freq. (MHz)	Total Loss ¹ (dB)				Amp. Unb. (dB)	Isolation (dB)			Phase Unb. (deg.)	VSWR S	VSWR 1	VSWR 2	VSWR 3	VSWR 4
	S-1	S-2	S-3	S-4		1-2	2-3	3-4						
800.00	6.33	6.34	6.34	6.34	0.01	21.64	21.93	21.64	0.41	1.32	1.10	1.10	1.09	1.09
900.00	6.41	6.42	6.43	6.41	0.01	28.07	23.89	28.07	0.40	1.43	1.06	1.05	1.06	1.06
1000.00	6.40	6.42	6.42	6.40	0.02	34.44	25.95	34.44	0.38	1.39	1.14	1.14	1.15	1.15
1100.00	6.33	6.35	6.36	6.33	0.03	40.89	27.73	40.89	0.41	1.22	1.20	1.21	1.21	1.21
1200.00	6.30	6.33	6.33	6.30	0.03	32.43	28.85	32.43	0.42	1.01	1.23	1.25	1.24	1.25
1300.00	6.35	6.38	6.39	6.35	0.04	28.24	29.29	28.24	0.51	1.20	1.26	1.28	1.28	1.28
1400.00	6.45	6.49	6.49	6.44	0.05	27.17	29.29	27.17	0.57	1.39	1.29	1.32	1.31	1.30
1500.00	6.51	6.54	6.55	6.49	0.06	28.46	29.35	28.46	0.58	1.46	1.31	1.34	1.32	1.31
1600.00	6.48	6.51	6.51	6.46	0.06	31.02	29.84	31.02	0.61	1.40	1.29	1.31	1.30	1.28
1700.00	6.42	6.46	6.44	6.39	0.06	28.57	31.13	28.57	0.62	1.26	1.23	1.24	1.24	1.20
1800.00	6.42	6.45	6.44	6.39	0.06	24.07	33.71	24.07	0.61	1.20	1.13	1.14	1.13	1.11
1900.00	6.47	6.51	6.49	6.44	0.06	21.24	37.62	21.24	0.66	1.28	1.06	1.04	1.04	1.07
2000.00	6.51	6.56	6.55	6.49	0.07	20.01	37.32	20.01	0.81	1.35	1.13	1.11	1.13	1.15
2100.00	6.57	6.70	6.61	6.51	0.19	19.76	34.75	19.76	2.07	1.36	1.25	1.23	1.24	1.24
2200.00	6.58	6.54	6.49	6.52	0.10	21.25	27.54	21.25	1.09	1.31	1.33	1.30	1.30	1.30



P.O. Box 350166, Brooklyn, New York 11235-0003 (718) 934-4500 Fax (718) 332-4661 The Design Engineers Search Engine www.minicircuits.com Provides ACTUAL Data Instantly at minicircuits.com

Notes: 1. Performance and quality attributes and conditions not expressly stated in this specification sheet are intended to be excluded and do not form a part of this specification sheet. 2. Electrical specifications and performance data contained herein are based on Mini-Circuit's applicable established test performance criteria and measurement instructions. 3. The parts covered by this specification sheet are subject to Mini-Circuits standard limited warranty and terms and conditions (collectively, "Standard Terms"); Purchasers of this part are entitled to the rights and benefits contained therein. For a full statement of the Standard Terms and the exclusive rights and remedies thereunder, please visit Mini-Circuits' website at www.minicircuits.com/MCLStore/terms.jsp.

For detailed performance specs & shopping online see web site

REV. OR
M128910
ZB4PD-222-75+
ED-13815A
HY/CP/AM
120109
Page 2 of 2