

Coaxial Power Splitter/Combiner

ZSC-3-1-75+ ZSC-3-1-75

3 Way-0° 75Ω 1 to 200 MHz



BNC version shown
CASE STYLE: P25

Maximum Ratings

Operating Temperature	-55°C to 100°C
Storage Temperature	-55°C to 100°C
Power Input (as a splitter)	1W max.
Internal Dissipation	0.375W max.

Permanent damage may occur if any of these limits are exceeded.

Coaxial Connections

SUM PORT	S
PORT 1	1
PORT 2	2
PORT 3	3

Features

- low insertion loss, 0.4 dB typ.
- high isolation, 35 dB typ.
- excellent amplitude unbalance, 0.1 dB typ.
- excellent phase unbalance, 0.5 deg. typ.
- rugged shielded case

Applications

- VHF
- instrumentation
- radio communication system

Connectors	Model	Price	Qty.
BNC	ZSC-3-1-75(+)	\$52.95	(1-9)
BRACKET (OPTION "B")		\$5.00	(1+)
BRACKET (OPTION "BR")		\$1.50	(1+)

+ RoHS compliant in accordance with EU Directive (2002/95/EC)

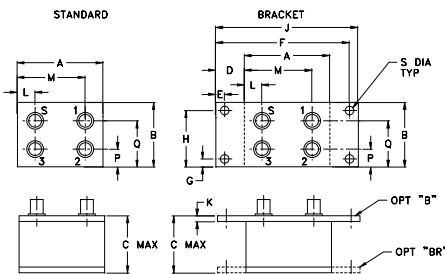
The +Suffix identifies RoHS Compliance. See our web site for RoHS Compliance methodologies and qualifications.

Splitter Electrical Specifications

FREQ. RANGE (MHz)	ISOLATION (dB)						INSERTION LOSS (dB) ABOVE 4.8 dB						PHASE UNBALANCE (Degrees)			AMPLITUDE UNBALANCE (dB)		
	L		M		U		L		M		U		L	M	U	L	M	U
	Typ.	Min.	Typ.	Min.	Typ.	Min.	Typ.	Max.	Typ.	Max.	Typ.	Max.	Max.	Max.	Max.	Max.	Max.	Max.
1-200	35	30	35	25	35	25	0.6	1.0	0.4	0.7	0.6	1.0	2.0	3.0	4.0	0.15	0.2	0.3

L = low range [f_L to $10 f_L$] M = mid range [$10 f_L$ to $f_U/2$] U = upper range [$f_U/2$ to f_U]

Outline Drawing



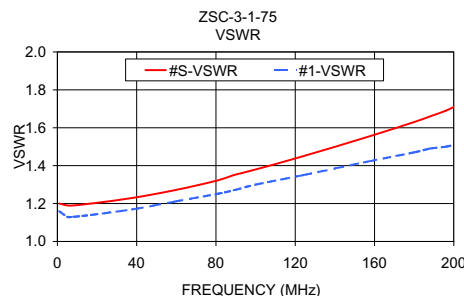
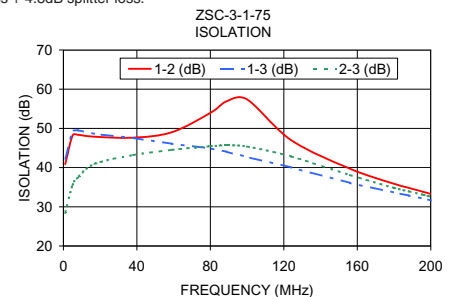
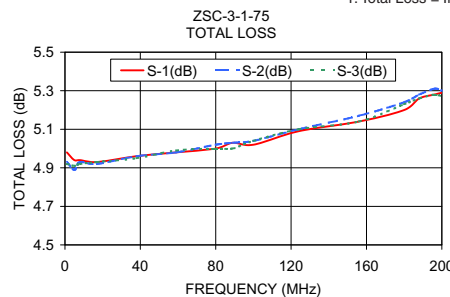
Outline Dimensions (inch/mm)

A	B	C	D	E	F	G	H	J	K	L	M	N	P	Q	S	wt
2.25	1.38	1.24	.50	.150	3.100	.138	1.238									grams
57.15	35.05	31.50	12.70	3.81	78.74	3.51	31.45									grams
																grams
3.25	.10	.78	1.47	--	.38	1.00	.150									grams
82.55	2.54	19.81	37.34	--	9.65	25.40	3.81									grams

Typical Performance Data

Freq. (MHz)	Total Loss ¹ (dB)			Amp. Unbal. (dB)	Isolation (dB)			Phase Unbal. (deg.)	VSWR S	VSWR 1	VSWR 2	VSWR 3
	S-1	S-2	S-3		1-2	1-3	2-3					
1.00	4.98	4.93	4.92	0.06	40.87	42.29	28.44	0.48	1.20	1.16	1.19	1.18
5.00	4.94	4.89	4.91	0.05	48.19	49.46	35.58	0.32	1.19	1.13	1.13	1.12
8.00	4.94	4.93	4.92	0.02	48.35	49.54	37.59	0.17	1.19	1.13	1.13	1.13
17.00	4.93	4.92	4.93	0.01	47.87	48.58	40.94	0.15	1.20	1.14	1.14	1.13
38.00	4.96	4.96	4.95	0.02	47.63	47.55	43.21	0.11	1.23	1.17	1.17	1.16
59.00	4.98	4.98	4.99	0.01	49.01	46.07	44.52	0.19	1.27	1.21	1.20	1.20
80.00	5.00	5.02	5.00	0.02	53.96	44.90	45.44	0.09	1.32	1.25	1.25	1.25
89.00	5.03	5.03	5.00	0.03	56.96	44.03	45.65	0.19	1.35	1.27	1.27	1.27
100.00	5.02	5.04	5.04	0.02	57.39	42.71	45.36	0.29	1.38	1.30	1.30	1.29
124.00	5.09	5.10	5.10	0.02	47.00	40.05	42.84	0.22	1.45	1.35	1.35	1.35
156.00	5.14	5.17	5.14	0.03	39.72	36.08	38.10	0.22	1.55	1.42	1.42	1.42
180.00	5.20	5.24	5.23	0.03	35.87	33.63	34.83	0.35	1.63	1.47	1.46	1.46
188.00	5.26	5.28	5.26	0.02	34.82	32.87	33.92	0.10	1.66	1.49	1.48	1.48
196.00	5.28	5.31	5.28	0.03	33.80	32.08	33.04	0.28	1.69	1.50	1.49	1.49
200.00	5.29	5.30	5.27	0.03	33.27	31.63	32.52	0.28	1.71	1.51	1.50	1.50

1. Total Loss = Insertion Loss + 4.8dB splitter loss.



electrical schematic



For detailed performance specs & shopping online see web site

P.O. Box 350166, Brooklyn, New York 11235-0003 (718) 934-4500 Fax (718) 332-4661 The Design Engineers Search Engine Provides ACTUAL Data Instantly at minicircuits.com

Notes: 1. Performance and quality attributes and conditions not expressly stated in this specification sheet are intended to be excluded and do not form a part of this specification sheet. 2. Electrical specifications and performance data contained herein are based on Mini-Circuit's applicable established test performance criteria and measurement instructions. 3. The parts covered by this specification sheet are subject to Mini-Circuits standard limited warranty and terms and conditions (collectively, "Standard Terms"); Purchasers of this part are entitled to the rights and benefits contained therein. For a full statement of the Standard Terms and the exclusive rights and remedies thereunder, please visit Mini-Circuits' website at www.minicircuits.com/MCLStore/terms.jsp.

REV. B
M127604
ZSC-3-1-75
HY/TD/CP/AM
100616