

Power Splitter/Combiner

ZX10-2-222+

2 Way-0° 50Ω 800 to 2200 MHz

Maximum Ratings

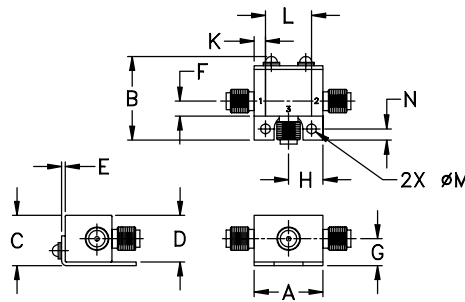
Operating Temperature	-40°C to 85°C
Storage Temperature	-55°C to 100°C
Power Input (as a splitter)	1.5W max.
Internal Dissipation (as a combiner)	0.75W max.

Permanent damage may occur if any of these limits are exceeded.

Coaxial Connections

SUM PORT	3
PORT 1	1
PORT 2	2

Outline Drawing



Outline Dimensions (inch/mm)

A	B	C	D	E	F	G
.74	.90	.54	.50	.04	.16	.29
18.80	22.86	13.72	12.70	1.02	4.06	7.37
H	J	K	L	M	N	wt
.37	--	.122	.496	.106	.122	grams
9.40	--	3.10	12.60	2.69	3.10	20.0

Features

- wide bandwidth, 800 to 2200 MHz.
- excellent isolation, 25 dB typ.
- excellent amplitude unbalance, 0.01 dB typ.
- very good phase unbalance, 1 deg. typ.
- small size
- low cost
- protected under U.S. Patent 6,790,049

Applications

- PCN
- GPS
- defense
- communications
- DCS
- GSM
- cellular
- WCDMA

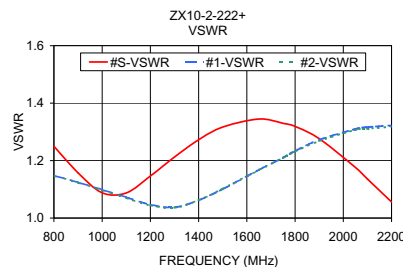
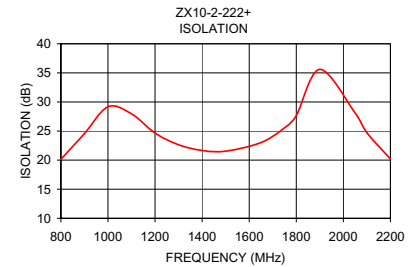
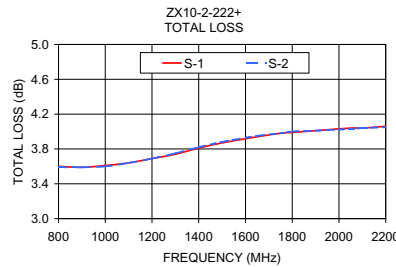
Electrical Specifications

FREQ. RANGE (MHz)	ISOLATION (dB)		INSERTION LOSS (dB) ABOVE 3.0 dB		PHASE UNBALANCE (Degrees)	AMPLITUDE UNBALANCE (dB)
	Typ.	Min.	Typ.	Max.	Max.	Max.
f_L - f_U						
800-2200	24	17	0.8	1.5	4	0.2
1750-2050	28	20	0.8	1.4	3	0.2

Typical Performance Data

Frequency (MHz)	Total Loss ¹ (dB)		Amplitude Unbalance (dB)	Isolation (dB)	Phase Unbalance (deg.)	VSWR S	VSWR 1	VSWR 2
	S-1	S-2						
800.00	3.60	3.59	0.01	20.13	0.39	1.25	1.15	1.15
900.00	3.59	3.59	0.01	24.57	0.43	1.16	1.12	1.12
1000.00	3.61	3.60	0.00	29.17	0.48	1.09	1.10	1.10
1100.00	3.64	3.64	0.00	27.96	0.53	1.09	1.07	1.07
1200.00	3.69	3.69	0.01	24.66	0.56	1.15	1.05	1.04
1300.00	3.74	3.75	0.01	22.65	0.61	1.21	1.04	1.04
1400.00	3.81	3.82	0.01	21.66	0.64	1.27	1.06	1.06
1500.00	3.87	3.88	0.01	21.54	0.69	1.32	1.10	1.10
1650.00	3.94	3.95	0.01	23.02	0.74	1.34	1.17	1.17
1750.00	3.98	3.98	0.01	25.55	0.79	1.33	1.21	1.21
1800.00	3.99	4.00	0.01	27.66	0.82	1.32	1.23	1.23
1900.00	4.01	4.01	0.00	35.60	0.86	1.28	1.27	1.27
2050.00	4.04	4.03	0.00	28.09	0.94	1.18	1.31	1.31
2100.00	4.04	4.04	0.01	24.72	0.96	1.14	1.32	1.31
2200.00	4.06	4.05	0.01	20.20	1.00	1.06	1.32	1.32

1. Total Loss = Insertion Loss + 3dB splitter loss.



electrical schematic



CASE STYLE: FL905

Connectors	Model	Price	Qty.
SMA	ZX10-2-222-S+	\$29.95	(1-24)

+ RoHS compliant in accordance with EU Directive (2002/95/EC)

The +Suffix has been added in order to identify RoHS Compliance. See our web site for RoHS Compliance methodologies and qualifications.



P.O. Box 350166, Brooklyn, New York 11235-0003 (718) 934-4500 Fax (718) 332-4661 www.minicircuits.com Provides ACTUAL Data Instantly at minicircuits.com

Notes: 1. Performance and quality attributes and conditions not expressly stated in this specification sheet are intended to be excluded and do not form a part of this specification sheet. 2. Electrical specifications and performance data contained herein are based on Mini-Circuit's applicable established test performance criteria and measurement instructions. 3. The parts covered by this specification sheet are subject to Mini-Circuits standard limited warranty and terms and conditions (collectively, "Standard Terms"); Purchasers of this part are entitled to the rights and benefits contained therein. For a full statement of the Standard Terms and the exclusive rights and remedies thereunder, please visit Mini-Circuits' website at www.minicircuits.com/MCLStore/terms.jsp.

For detailed performance specs & shopping online see web site

REV. B
M135495
ZX10-2-222+
ED-13246A/1
WZ/DY/AM
120130