

Surface Mount Power Splitter/Combiner

SP-2P+

2 Way-0° 50Ω

1710 to 1990 MHz



CASE STYLE: CA531
PRICE: \$0.96 ea. QTY (20)

+RoHS Compliant
The +Suffix identifies RoHS Compliance. See our web site for RoHS Compliance methodologies and qualifications

Available Tape and Reel
at no extra cost

Reel Size	Devices/Reel
7"	20, 50, 100, 200, 500, 1000

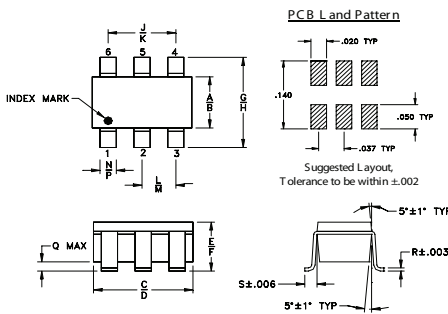
Maximum Ratings

Operating Temperature	-40°C to 85°C
Storage Temperature	-65°C to 150°C
Power Input (as a splitter)	1.5W max.
Internal Dissipation	0.75W max.
Permanent damage may occur if any of these limits are exceeded.	

Pin Connections

SUM PORT	5
PORT 1	1
PORT 2	3
GROUND	2,4,6

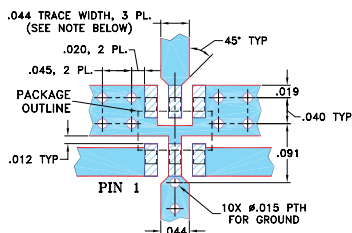
Outline Drawing



Outline Dimensions (inch)

A	B	C	D	E	F	G	H	J
.052	.067	.106	.122	.035	.064	.087	.118	.067
1.32	1.70	2.69	3.10	0.89	1.63	2.21	3.00	1.70
K	L	M	N	P	Q	R	S	wt
.083	.033	.042	.012	.020	.012	.006	.018	grams
2.11	0.84	1.07	0.30	0.51	0.30	0.15	0.46	0.020

Demo Board MCL P/N: TB-374 Suggested PCB Layout (PL-232)



Features

- low insertion loss, 0.4 dB typ.
- good isolation, 28 dB typ.
- excellent output VSWR, 1.15:1 typ.
- excellent power handling, 1.5W
- small size
- aqueous washable

Applications

- PCS/DCS
- communication systems
- GSM

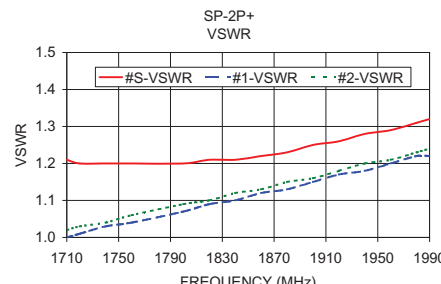
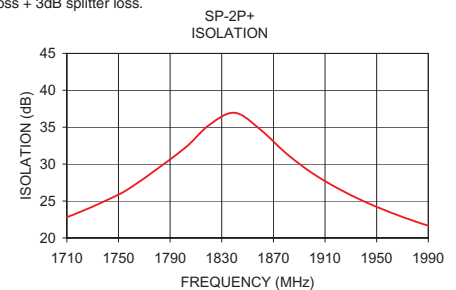
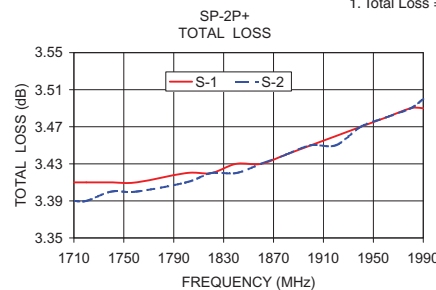
Electrical Specifications

FREQ. RANGE (MHz)	ISOLATION (dB)		INSERTION LOSS (dB) ABOVE 3.0 dB		PHASE UNBALANCE (Degrees)	AMPLITUDE UNBALANCE (dB)	VSWR (:1)	
	Typ.	Min.	Typ.	Max.			S-Port Typ.	Output-Ports Typ.
1710-1990	28	18	0.4	0.8	3.5	0.2	1.23	1.15


Typical Performance Data

Frequency (MHz)	Total Loss ¹ (dB)		Amplitude Unbalance (dB)	Isolation (dB)	Phase Unbalance (deg.)	VSWR S	VSWR 1	VSWR 2
	S-1	S-2						
1710.00	3.41	3.39	0.01	22.82	0.43	1.21	1.00	1.02
1720.00	3.41	3.39	0.01	23.50	0.44	1.20	1.01	1.03
1740.00	3.41	3.40	0.01	25.04	0.44	1.20	1.03	1.04
1760.00	3.41	3.40	0.01	26.88	0.45	1.20	1.04	1.06
1800.00	3.42	3.41	0.01	31.98	0.46	1.20	1.07	1.09
1820.00	3.42	3.42	0.01	35.26	0.47	1.21	1.09	1.10
1840.00	3.43	3.42	0.01	36.95	0.48	1.21	1.10	1.12
1860.00	3.43	3.43	0.01	34.67	0.48	1.22	1.12	1.13
1880.00	3.44	3.44	0.00	31.44	0.49	1.23	1.13	1.15
1900.00	3.45	3.45	0.00	28.80	0.50	1.25	1.15	1.16
1920.00	3.46	3.45	0.00	26.70	0.50	1.26	1.17	1.18
1940.00	3.47	3.47	0.00	24.97	0.51	1.28	1.18	1.20
1960.00	3.48	3.48	0.00	23.50	0.52	1.29	1.20	1.21
1980.00	3.49	3.49	0.00	22.23	0.54	1.31	1.22	1.23
1990.00	3.49	3.50	0.00	21.67	0.56	1.32	1.22	1.24

1. Total Loss = Insertion Loss + 3dB splitter loss.



electrical schematic



ESD Rating

Human Body Model (HBM): Class 1A (250 v to <500 v) in accordance with ANSI/ESD STM 5.1 - 2001
Machine Model (MM): Class M1 (< 100 v) in accordance with ANSI/ESD STM 5.2 - 1999 (pass 50V)



For detailed performance specs & shipping online see web site

P.O. Box 350166, Brooklyn, New York 11235-0003 (718) 934-4500 Fax (718) 332-4661

Notes: 1. Performance and quality attributes and conditions not expressly stated in this specification sheet are intended to be excluded and do not form a part of this specification sheet. 2. Electrical specifications and performance data contained herein are based on Mini-Circuit's applicable established test performance criteria and measurement instructions. 3. The parts covered by this specification sheet are subject to Mini-Circuits standard limited warranty and terms and conditions (collectively, "Standard Terms"); Purchasers of this part are entitled to the rights and benefits contained therein. For a full statement of the Standard Terms and the exclusive rights and remedies thereunder, please visit Mini-Circuits' website at www.minicircuits.com/MCLStore/terms.jsp.

REV. B
M127604
ED-12348C/2+
SP-2P+
RS/LC/CP/AM
120509