

Surface Mount

# Power Splitter/Combiners

SBTC-2-20+ SBTC-2-20L+

2 Way-0° 50Ω

200 to 2000 MHz



No Leads

CASE STYLE:AT790  
PRICE:\$3.49 ea. QTY (25)  
\$2.69 ea. QTY (1000)

Leads

CASE STYLE:AT1029  
PRICE:\$3.64 ea. QTY (25)  
\$2.84 ea. QTY (1000)

## Maximum Ratings

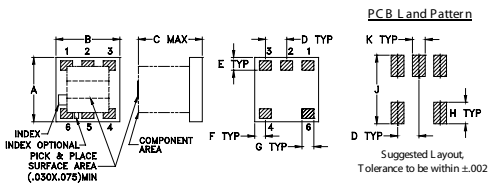
Operating Temperature	-40°C to 85°C
Storage Temperature	-55°C to 100°C
Power Input (as a splitter)	0.5W max.
Internal Dissipation	0.125W max.

## Pin Connections

SUM PORT	6
PORT 1	3
PORT 2	4
GROUND	1,2
NOT USED	5

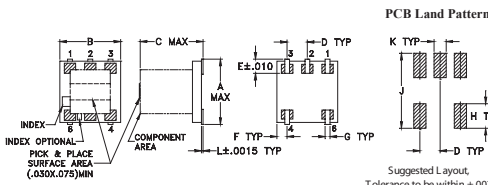
## Outline Drawing / Dimensions (inch / mm)

AT790 (SBTC-2-20+)



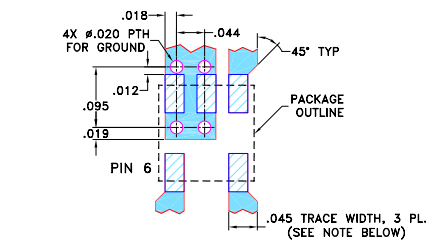
A	B	C	D	E	F	G	H	J	K	wt.
.150	.150	.150	.050	.030	.025	.028	.050	.160	.030	grams
3.81	3.81	3.81	1.27	0.76	0.64	0.71	1.27	4.06	0.76	.10

AT1029 (SBTC-2-20L+)



A	B	C	D	E	F	G	H	J	K	L	wt.
.166	.150	.155	.050	.037	.025	.012	.060	.184	.030	.004	grams
4.22	3.81	3.94	1.27	0.94	0.64	0.30	1.52	4.67	0.76	0.10	.10

## Demo Board MCL P/N: TB-274 Suggested PCB Layout (PL-152)



- NOTE: 1. TRACE WIDTH IS SHOWN FOR ROGERS RO4350B WITH DIELECTRIC THICKNESS 0.020" ± 0.0015"; COPPER: 1/2 OZ. EACH SIDE. FOR OTHER MATERIALS TRACE WIDTH MAY NEED TO BE MODIFIED.  
2. BOTTOM SIDE OF THE PCB IS CONTINUOUS GROUND PLANE.
- DENOTES PCB COPPER LAYOUT WITH SMOBC (SOLDER MASK OVER BARE COPPER)
  - DENOTES COPPER LAND PATTERN FREE OF SOLDER MASK

## Features

- wide band frequency, 200-2000 MHz
- excellent amplitude unbalance, 0.2 dB typ.
- small size, 0.166"x0.15"x0.155"
- temperature stable LTCC base
- small size
- low cost
- aqueous washable
- protected by US patent 6,963,255

## Applications

- cellular/GSM
- UHF/VHF receivers/transmitters
- PCN/PCS
- GPS
- VSAT

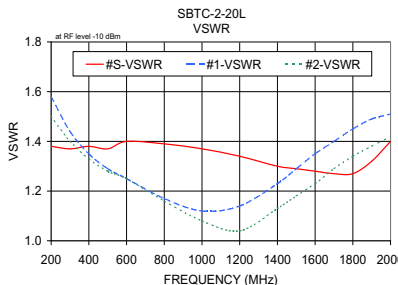
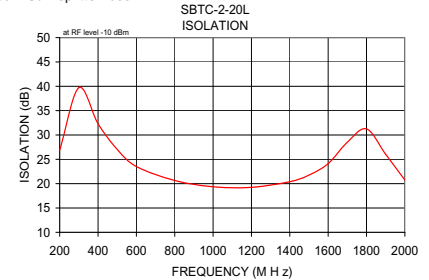
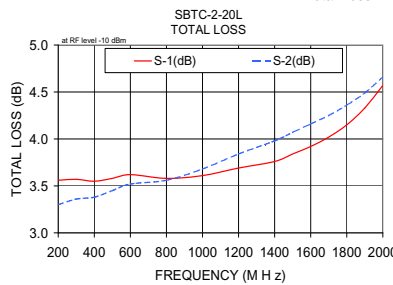
## Electrical Specifications

FREQ. RANGE (MHz)	ISOLATION (dB)		INSERTION LOSS (dB) ABOVE 3.0 dB		PHASE UNBALANCE (Degrees)	AMPLITUDE UNBALANCE (dB)
	Typ.	Min.	Typ.	Max.	Max.	Max.
200-2000	20	14	0.8	2.2	10	0.8
800-1000	22	16	0.5	0.9	3	0.5
500-1500	22	15	0.5	1.5	5	0.7
1800-2000	20	15	1.2	2.2	10	0.6

## Typical Performance Data

Frequency (MHz)	Total Loss <sup>1</sup> (dB)		Amplitude Unbalance (dB)	Isolation (dB)	Phase Unbalance (deg.)	VSWR S	VSWR 1	VSWR 2
	S-1	S-2						
200.00	3.56	3.30	0.26	26.85	1.44	1.38	1.58	1.50
300.00	3.57	3.36	0.21	39.72	0.88	1.37	1.44	1.40
400.00	3.55	3.38	0.17	32.31	0.56	1.38	1.35	1.33
500.00	3.58	3.45	0.13	27.04	0.36	1.37	1.29	1.28
600.00	3.62	3.52	0.10	23.52	0.22	1.40	1.25	1.25
800.00	3.58	3.56	0.03	20.65	0.20	1.39	1.17	1.16
1000.00	3.61	3.68	0.07	19.36	0.41	1.37	1.12	1.08
1200.00	3.69	3.84	0.15	19.24	0.93	1.34	1.14	1.04
1400.00	3.76	3.98	0.22	20.40	1.78	1.30	1.23	1.13
1500.00	3.84	4.07	0.23	21.76	2.34	1.29	1.29	1.18
1600.00	3.92	4.16	0.24	24.12	2.94	1.28	1.35	1.23
1700.00	4.02	4.25	0.24	28.51	3.61	1.27	1.40	1.29
1800.00	4.15	4.36	0.21	31.25	4.31	1.27	1.45	1.34
1900.00	4.33	4.49	0.18	26.03	4.98	1.32	1.49	1.38
2000.00	4.57	4.66	0.16	20.75	5.63	1.40	1.51	1.42

1. Total Loss = Insertion Loss + 3dB splitter loss.



## electrical schematic



**Mini-Circuits**  
ISO 9001 ISO 14001 AS 9100 CERTIFIED

P.O. Box 350166, Brooklyn, New York 11235-0003 (718) 934-4500 Fax (718) 332-4661 The Design Engineers Search Engine Provides ACTUAL Data Instantly at [minicircuits.com](http://minicircuits.com)

Notes: 1. Performance and quality attributes and conditions not expressly stated in this specification sheet are intended to be excluded and do not form a part of this specification sheet. 2. Electrical specifications and performance data contained herein are based on Mini-Circuit's applicable established test performance criteria and measurement instructions. 3. The parts covered by this specification sheet are subject to Mini-Circuits standard limited warranty and terms and conditions (collectively, "Standard Terms"); Purchasers of this part are entitled to the rights and benefits contained therein. For a full statement of the Standard Terms and the exclusive rights and remedies thereunder, please visit Mini-Circuits' website at [www.minicircuits.com/MCLStore/terms.jsp](http://www.minicircuits.com/MCLStore/terms.jsp).

For detailed performance specs & shopping online see web site

REV. D  
M127604  
SBTC-2-20+ ED-8868  
SBTC-2-20L+ ED-10035A/2  
WZ/TD/CP/AM  
100611