


Plug-In Voltage Controlled Oscillator

POS-25+

Wideband 15 to 25 MHz



Features

- output suitable for LO drive to level 7 mixers
- low phase noise
- hermetically sealed

Applications

- test instruments
- signal generators
- agile communications systems

CASE STYLE: A06
PRICE: \$ 16.95 ea. QTY (5-49)

+RoHS Compliant

The +Suffix identifies RoHS Compliance. See our web site for RoHS Compliance methodologies and qualifications

Electrical Specifications

FREQUENCY (MHz)		POWER OUTPUT (dBm)	TUNING VOLTAGE (V)		PHASE NOISE (dBc/Hz) SSB at offset frequencies: Typ.				PULLING pk-pk @ 12 dB (MHz)	PUSHING (MHz/V)	TUNING SENSITIVITY (MHz/V)	HARMONICS (dBc)		3 dB MODULATION BANDWIDTH (MHz)	DC OPERATING POWER	
Min.	Max.	Typ.	Min.	Max.	1 kHz	10 kHz	100 kHz	1 MHz	Typ.	Typ.	Typ.	Typ.	Max.	Typ.	Vcc (volts)	Current (mA) Max.
15	25	+7.0	1	11	-86	-105	-125	-145	0.06	0.04	1-4	-26	-15	0.06	12	20

Pin Connections

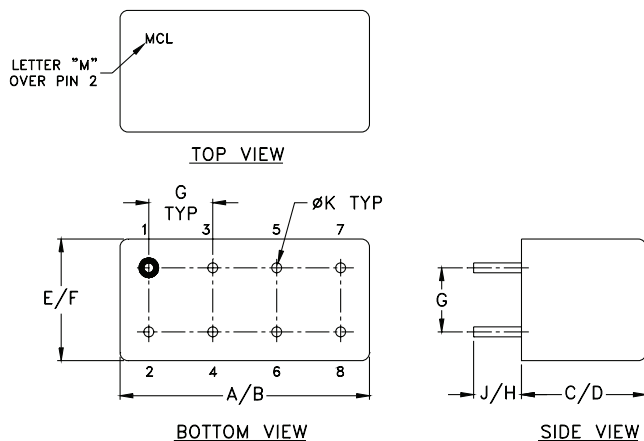
RF OUT	2
VCC	1
V-TUNE	8
GROUND	3,4,5,6,7
CASE GROUND	3,4,5,6,7

Maximum Ratings

Operating Temperature	-55°C to 85°C
Storage Temperature	-55°C to 100°C
Absolute Max. Supply Voltage (Vcc)	+15V
Absolute Max. Tuning Voltage (Vtune)	+12V

all specifications: 50 ohm system
Permanent damage may occur if any of these limits are exceeded.

Outline Drawing



Outline Dimensions (inch/mm)

A	B	C	D	E	F	G	H	J	K	wt
.770	.800	.285	.310	.370	.400	.200	.20	.14	.031	grams
19.558	20.32	7.239	7.874	9.398	10.16	5.08	5.08	3.556	0.7874	5.2

Notes

- Performance and quality attributes and conditions not expressly stated in this specification document are intended to be excluded and do not form a part of this specification document.
- Electrical specifications and performance data contained in this specification document are based on Mini-Circuit's applicable established test performance criteria and measurement instructions.
- The parts covered by this specification document are subject to Mini-Circuits standard limited warranty and terms and conditions (collectively, "Standard Terms"); Purchasers of this part are entitled to the rights and benefits contained therein. For a full statement of the Standard Terms and the exclusive rights and remedies thereunder, please visit Mini-Circuits' website at www.minicircuits.com/MCLStore/terms.jsp

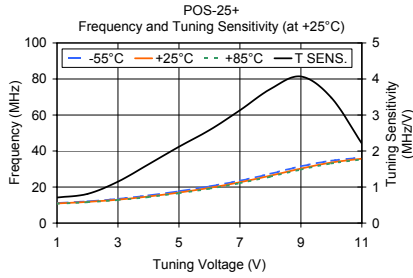


www.minicircuits.com P.O. Box 35166, Brooklyn, NY 11235-0003 (718) 934-4500 sales@minicircuits.com

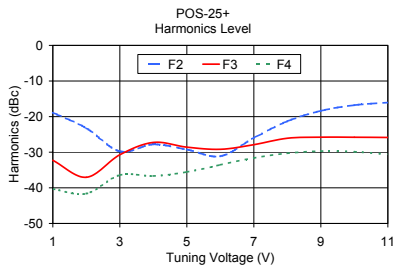
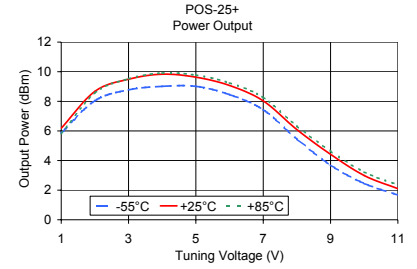
REV. J
M120055
ED-5167
POS-25+
SK/TD/CP/AM
120629

Performance Data & Curves

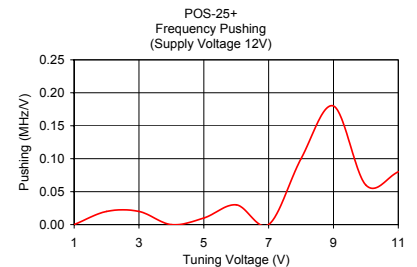
POS-25+



V TUNE	TUNING SENS. (MHz/V)	FREQUENCY (MHz)			POWER OUTPUT (dBm)		
		-55°C	+25°C	+85°C	-55°C	+25°C	+85°C
1.00	0.71	11.10	10.89	10.75	5.86	6.18	5.83
2.00	0.81	12.04	11.75	11.59	8.04	8.67	8.57
3.00	1.15	13.42	13.01	12.78	8.77	9.49	9.52
4.00	1.63	15.34	14.75	14.44	9.01	9.83	9.91
5.00	2.12	17.68	16.93	16.56	9.01	9.63	9.77
6.00	2.58	20.36	19.55	19.10	8.45	9.07	9.24
7.00	3.13	23.51	22.67	22.15	7.43	8.03	8.26
8.00	3.72	27.36	26.32	25.75	5.46	6.09	6.32
9.00	4.07	31.53	30.25	29.67	3.69	4.42	4.64
10.00	3.48	34.59	33.61	33.09	2.45	2.99	3.22
11.00	2.21	36.37	35.74	35.30	1.67	2.10	2.35



V TUNE	HARMONICS (dBc)			FREQ. PUSHING (MHz/V)
	F2	F3	F4	
1.00	-18.88	-32.27	-40.34	0.00
2.00	-23.24	-37.04	-41.63	0.02
3.00	-29.76	-30.70	-36.42	0.02
4.00	-27.81	-27.25	-36.68	0.00
5.00	-29.26	-28.58	-35.54	0.01
6.00	-31.13	-29.18	-33.56	0.03
7.00	-25.97	-27.89	-31.63	0.00
8.00	-21.31	-26.08	-30.32	0.10
9.00	-18.38	-25.78	-29.70	0.18
10.00	-16.78	-25.79	-29.88	0.06
11.00	-16.06	-25.86	-30.56	0.08



Notes

- A. Performance and quality attributes and conditions not expressly stated in this specification document are intended to be excluded and do not form a part of this specification document.
- B. Electrical specifications and performance data contained in this specification document are based on Mini-Circuit's applicable established test performance criteria and measurement instructions.
- C. The parts covered by this specification document are subject to Mini-Circuits standard limited warranty and terms and conditions (collectively, "Standard Terms"); Purchasers of this part are entitled to the rights and benefits contained therein. For a full statement of the Standard Terms and the exclusive rights and remedies thereunder, please visit Mini-Circuits' website at www.minicircuits.com/MCLStore/terms.jsp