

# Coaxial Voltage Controlled Oscillator

## ZOS-75+ ZOS-75

### Dual Output 37.5 to 75 MHz

#### Features

- octave bandwidth
- linear tuning, 3.5 MHz/V typ.
- excellent harmonic suppression, -26 dBc typ.
- rugged shielded case
- protected by US Patent, 6,943,629

#### Applications

- auxiliary output freq. monitoring
- load insensitive source



CASE STYLE: BR386

Connectors	Model	Price	Qty.
SMA	ZOS-75(+)	\$119.95	(1-9)

**+RoHS Compliant**

The +Suffix identifies RoHS Compliance. See our web site for RoHS Compliance methodologies and qualifications

#### Electrical Specifications

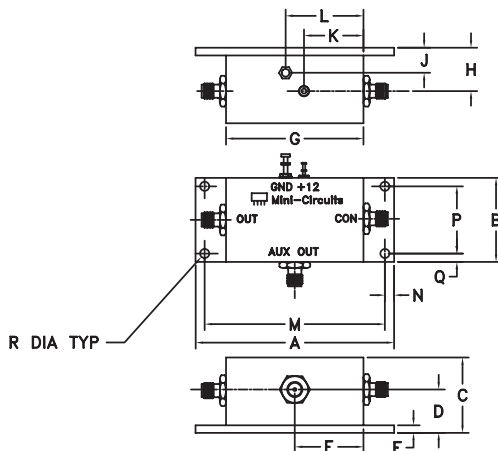
FREQUENCY (MHz)		POWER OUTPUT (dBm) Typ.		TUNING VOLTAGE (V)		PHASE NOISE (dBc/Hz) SSB at offset frequencies: Typ.			PULLING (MHz) pk-pk (open/short)	PUSHING (MHz/V) Typ.	TUNING SENSITIVITY (MHz/V) Typ.	HARMONICS (dBc) Typ. Max.		3 dB MODULATION BANDWIDTH (MHz) Typ.	DC OPERATING POWER	
Min.	Max.	Main	Aux.	Min.	Max.	10 kHz	100 kHz	1 MHz	Typ.	Typ.	Typ.	Typ.	Max.	Typ.	V <sub>cc</sub> (volts)	Current (mA) Max.
37.5	75	+9	-12	1	16	-110	-128	-142	0.016	0.15	3.5	-26	-20	0.1	12	140

#### Maximum Ratings

Operating Temperature	-55°C to 85°C
Storage Temperature	-55°C to 100°C
Absolute Max. Supply Voltage (V <sub>cc</sub> )	+16V
Absolute Max. Tuning Voltage (V <sub>tune</sub> )	+18V

all specifications: 50 ohm system  
Permanent damage may occur if any of these limits are exceeded.

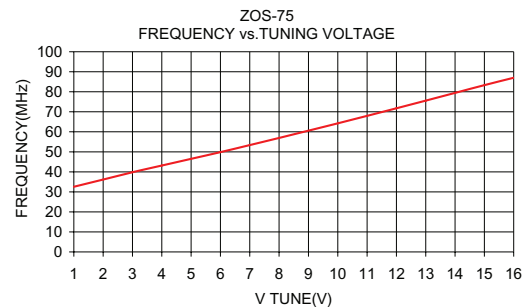
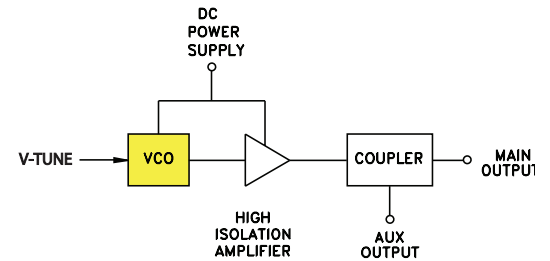
#### Outline Drawing



#### Outline Dimensions (inch/mm)

A	B	C	D	E	F	G	H	J	K	L	M	N	P	Q	R	wt
3.25	1.38	1.25	.71	1.13	.125	2.25	.71	.41	.98	1.28	2.950	.15	1.100	.14	.150	grams
82.55	35.05	31.75	18.03	28.70	3.18	57.15	18.03	10.41	24.89	32.51	74.93	3.81	27.94	3.56	3.81	180

#### electrical schematic



#### Notes

- Performance and quality attributes and conditions not expressly stated in this specification document are intended to be excluded and do not form a part of this specification document.
- Electrical specifications and performance data contained in this specification document are based on Mini-Circuit's applicable established test performance criteria and measurement instructions.
- The parts covered by this specification document are subject to Mini-Circuits standard limited warranty and terms and conditions (collectively, "Standard Terms"); Purchasers of this part are entitled to the rights and benefits contained therein. For a full statement of the Standard Terms and the exclusive rights and remedies thereunder, please visit Mini-Circuits' website at [www.minicircuits.com/MCLStore/terms.jsp](http://www.minicircuits.com/MCLStore/terms.jsp)



[www.minicircuits.com](http://www.minicircuits.com) P.O. Box 35166, Brooklyn, NY 11235-0003 (718) 934-4500 sales@minicircuits.com

REV. A  
M110171  
ZOS-75  
SK/TD/CP/AM  
120627