

Frequency Mixer

ADE-92MH+

Level 13 (LO Power +13 dBm) 400 to 900 MHz

The Big Deal

- Excellent IP3: +26dBm with reduced LO power (+13dBm)
- High LO-RF Isolation across the entire band
- Low cost, miniature size



CASE STYLE: CD636

Product Overview

The ADE-92MH+ is passive double balanced mixer featuring a FET quad in a ring configuration providing high dynamic range performance in a small, low cost, RoHS-compliant package. The ADE-92MH+ provides RF/LO response from 400 to 900 MHz and IF response from DC to 150 MHz. It is especially useful in systems where cost and performance are critical, such as GSM cellular system applications. This mixer is ideal for upconverter and downconverter applications and does not require external matching components or DC power.

Key Features

Feature	Advantages
High IP3, +26 dBm typ. with reduced LO power requirement.	Allows for improved dynamic range, a critical factor in receiver applications.
Low conversion loss, 7 dB typ.	Enables lower NF front ends, which can improve system sensitivity.
High LO to RF isolation, 40 dB typ.	Reduced levels of unwanted responses that can interfere with system performance.
Broadband matching	The IF port VSWR is less than 1.6 to 1 over the specified frequency range, which simplifies impedance matching with adjoining components.
Insensitive to LO power level variations	Allows the use of an LO amplifier with less stringent gain flatness, enabling the use of lower cost amplifiers.
Small package 0.310" x 0.220" x 0.162"	Enables high density packaging.



ISO 9001 ISO 14001 AS 9100 CERTIFIED

P.O. Box 350166, Brooklyn, New York 11235-0003 (718) 934-4500 Fax (718) 332-4661 The Design Engineers Search Engine  Provides ACTUAL Data Instantly at minicircuits.com

IF/RF MICROWAVE COMPONENTS

For detailed performance specs & shopping online see web site

Notes: 1. Performance and quality attributes and conditions not expressly stated in this specification sheet are intended to be excluded and do not form a part of this specification sheet. 2. Electrical specifications and performance data contained herein are based on Mini-Circuit's applicable established test performance criteria and measurement instructions. 3. The parts covered by this specification sheet are subject to Mini-Circuits standard limited warranty and terms and conditions (collectively, "Standard Terms"); Purchasers of this part are entitled to the rights and benefits contained therein. For a full statement of the Standard Terms and the exclusive rights and remedies thereunder, please visit Mini-Circuits' website at www.minicircuits.com/MCLStore/terms.jsp.

High IP3 Frequency Mixer

ADE-92MH+

Level 13 (LO Power +13 dBm) 400 to 900 MHz



CASE STYLE: CD636
PRICE: \$ 5.95 ea. QTY. (10-49)

+RoHS Compliant
The +Suffix identifies RoHS Compliance. See our web site for RoHS Compliance methodologies and qualifications

Maximum Ratings

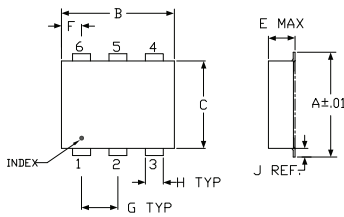
Operating Temperature	-40°C to 85°C
Storage Temperature	-55°C to 100°C
RF Power	100 mW
IF Current	40 mA

Permanent damage may occur if any of these limits are exceeded.

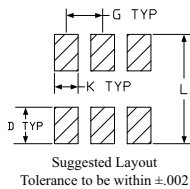
Pin Connections

LO	6
RF	3
IF	2
GROUND	1,4,5

Outline Drawing



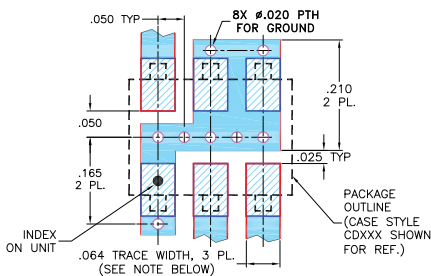
PCB Land Pattern



Outline Dimensions (inch mm)

A	B	C	D	E	F	G
.272	.310	.220	.100	.162	.055	.100
6.91	7.87	5.58	2.54	4.11	1.40	2.54
H	J	K	L	wt		
.030	.026	.065	.300	grams		
0.76	0.66	1.65	7.62	.25		

Demo Board MCL P/N: TB-03 Suggested PCB Layout (PL-052)



NOTES: 1. TRACE WIDTH IS SHOWN FOR ROGERS RO4350B WITH DIELECTRIC THICKNESS .030"±.002"; COPPER: 1/2 OZ. EACH SIDE. FOR OTHER MATERIALS TRACE WIDTH MAY NEED TO BE MODIFIED.
2. BOTTOM SIDE OF THE PCB IS CONTINUOUS GROUND PLANE.

- DENOTES PCB COPPER LAYOUT WITH SMOBC (SOLDER MASK OVER BARE COPPER)
- DENOTES COPPER LAND PATTERN FREE OF SOLDER MASK

Features

- high IP3, +26 dBm typ.
- good L-R isolation, 40 dB typ.
- good L-I isolation, 26 dB typ.
- aqueous washable
- patent pending

Applications

- cellular
- GSM
- ISM

Electrical Specifications

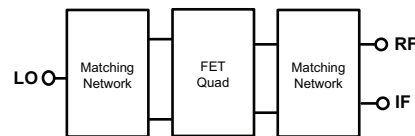
FREQUENCY (MHz)		CONVERSION LOSS (dB)			LO-RF ISOLATION (dB)		LO-IF ISOLATION (dB)		IP3 at center band (dBm)
LO/RF	IF	\bar{X}	σ	Max.	Typ.	Min.	Typ.	Min.	Typ.
400-900	DC-150	6.8	0.1	9.5	40	31	26	18	26

1 dB COMP.: +17 dBm typ.
* Conversion Loss increases up to 10dB @ IF Frequency 120-150MHz.

Typical Performance Data

Frequency (MHz)	Conversion Loss (dB)		Isolation L-R (dB)	Isolation L-I (dB)	VSWR RF PORT (:1)	VSWR LO PORT (:1)	IP3 (dBm)
	LO	+13dBm	LO +13dBm	LO +13dBm	LO +13dBm	LO +13dBm	LO +13dBm
400.10	470.10	6.00	41.12	29.53	2.04	23.05	21.44
420.10	490.10	5.92	41.61	29.73	2.06	21.62	21.45
460.10	530.10	5.94	42.40	29.67	2.18	18.66	22.35
500.10	570.10	6.01	42.95	28.80	2.30	14.98	24.42
520.10	590.10	5.99	42.91	27.98	2.32	13.08	25.06
540.10	610.10	6.05	42.41	27.10	2.36	11.16	25.17
580.10	650.10	6.30	41.11	25.72	2.58	8.27	27.7
600.10	670.10	6.39	40.28	25.13	2.65	6.95	31.09
620.10	690.10	6.50	39.48	24.62	2.74	6.00	35.77
640.10	710.10	6.62	38.60	24.26	2.82	5.18	35.96
680.10	750.10	6.79	37.21	23.98	2.93	4.00	36.11
700.10	770.10	6.92	37.10	23.91	3.01	3.63	31.27
740.10	810.10	7.14	37.75	23.99	3.16	3.20	26.18
760.10	830.10	7.27	38.76	24.25	3.19	3.13	26.81
780.10	850.10	7.29	39.88	24.64	3.16	3.11	29.23
800.10	870.10	7.27	40.11	25.10	3.13	3.16	31.98
840.10	910.10	7.42	39.42	26.01	3.20	3.38	33.03
860.10	930.10	7.54	39.18	26.21	3.28	3.52	34.97
880.10	950.10	7.60	39.00	26.17	3.33	3.67	35.44
900.10	970.10	7.74	38.91	26.15	3.43	3.85	33.43

Electrical Schematic



Mini-Circuits®
ISO 9001 ISO 14001 AS 9100 CERTIFIED
P.O. Box 350166, Brooklyn, New York 11235-0003 (718) 934-4500 Fax (718) 332-4661 The Design Engineers Search Engine Provides ACTUAL Data Instantly at minicircuits.com
IF/RF MICROWAVE COMPONENTS

For detailed performance specs & shopping online see web site

P.O. Box 350166, Brooklyn, New York 11235-0003 (718) 934-4500 Fax (718) 332-4661 The Design Engineers Search Engine Provides ACTUAL Data Instantly at minicircuits.com

Notes: 1. Performance and quality attributes and conditions not expressly stated in this specification sheet are intended to be excluded and do not form a part of this specification sheet. 2. Electrical specifications and performance data contained herein are based on Mini-Circuit's applicable established test performance criteria and measurement instructions. 3. The parts covered by this specification sheet are subject to Mini-Circuits standard limited warranty and terms and conditions (collectively, "Standard Terms"); Purchasers of this part are entitled to the rights and benefits contained therein. For a full statement of the Standard Terms and the exclusive rights and remedies thereunder, please visit Mini-Circuits' website at www.minicircuits.com/MCLStore/terms.jsp.

REV. OR
M121478
ADE-92MH+
EDR-9386/1F3
RAV
121025
Page 2 of 3

