

Ultra-Reliable High Pass Filter

VHP-39

50Ω 4600 to 5500 MHz

Maximum Ratings

Operating Temperature	-55°C to 100°C
Storage Temperature	-55°C to 100°C
RF Power Input*	10W at 25°C

* Passband rating, derate linearly to 0.4x Pmax at 100°C ambient. Permanent damage may occur if any of these limits are exceeded.

Features

- rugged unibody construction, small size
- pass band insertion loss 1.0 dB typ.
- excellent power handling, 10W
- low cost

Applications

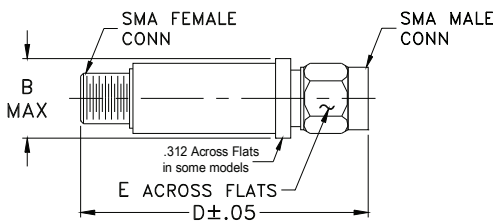
- sub-harmonic rejection of VCO
- transmitters/receivers
- lab use



CASE STYLE: FF704

Connectors	Model	Price	Qty.
SMA	VHP-39	\$29.95 ea.	(1-9)

Outline Drawing



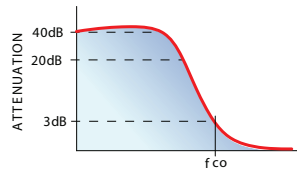
Outline Dimensions (inch/mm)

B	D	E	wt
.410	1.43	.312	grams
10.41	36.32	7.92	10.0

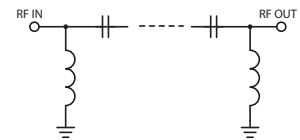
Electrical Specifications (T_{AMB}=25°C)

STOP BAND (MHz)		f _{co} , MHz Nom.	PASSBAND (MHz)	VSWR (:1)	
(loss > 40 dB)	(loss > 20 dB)	(loss 3 dB)	(loss < 1.3 dB)	Stopband	Passband
		Typ.		Typ.	Typ.
DC-2000	3050	3900	4600-5500	18	1.3

typical frequency response

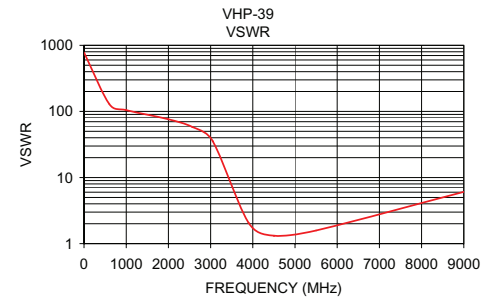


electrical schematic



Typical Performance Data

Frequency (MHz)	Insertion Loss (dB)	VSWR (:1)
1.00	112.38	775.98
600.00	64.77	128.90
1000.00	64.70	104.50
2000.00	48.15	76.04
2570.00	35.11	58.12
3050.00	23.91	35.47
3900.00	3.01	2.06
4500.00	1.13	1.32
5500.00	1.03	1.58
9000.00	4.06	6.07



For detailed performance specs & shopping online see web site

P.O. Box 350166, Brooklyn, New York 11235-0003 (718) 934-4500 Fax (718) 332-4661 The Design Engineers Search Engine [minicircuits.com](http://www.minicircuits.com) Provides ACTUAL Data Instantly at [minicircuits.com](http://www.minicircuits.com)

Notes: 1. Performance and quality attributes and conditions not expressly stated in this specification sheet are intended to be excluded and do not form a part of this specification sheet. 2. Electrical specifications and performance data contained herein are based on Mini-Circuit's applicable established test performance criteria and measurement instructions. 3. The parts covered by this specification sheet are subject to Mini-Circuits standard limited warranty and terms and conditions (collectively, "Standard Terms"); Purchasers of this part are entitled to the rights and benefits contained therein. For a full statement of the Standard Terms and the exclusive rights and remedies thereunder, please visit Mini-Circuits' website at www.minicircuits.com/MCLStore/terms.jsp.

REV. B
M129173
VHP-39
ED10545B/12
WZ/AD/CP/AM
101029