

# Coaxial High Pass Filter

## VHF-1300+ VHF-1300

50Ω 1400 to 5000 MHz

### Maximum Ratings

Operating Temperature	-55°C to 100°C
Storage Temperature	-55°C to 100°C
RF Power Input*	7W max. at 25°C

\* Passband rating, derate linearly to 3W at 100°C ambient. Permanent damage may occur if any of these limits are exceeded.

### Features

- rugged unibody construction, small size
- 7 sections
- temperature stable
- excellent power handling, 7W
- low cost

### Applications

- sub-harmonic rejection and dc blocking
- transmitters/receivers
- lab use



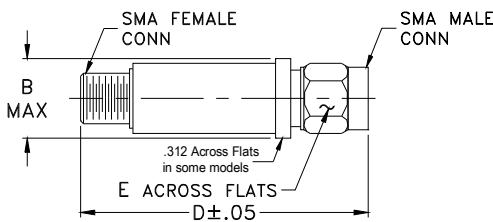
CASE STYLE: FF704

Connectors	Model	Price	Qty.
SMA	VHF-1300(+)	\$24.95 ea.	(1-9)

**+ RoHS compliant in accordance with EU Directive (2002/95/EC)**

The +Suffix identifies RoHS Compliance. See our web site for RoHS Compliance methodologies and qualifications.

### Outline Drawing



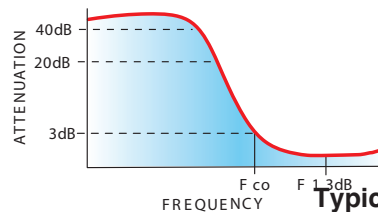
### Outline Dimensions (inch/mm)

B	D	E	wt
.410	1.43	.312	grams
10.41	36.32	7.92	10.0

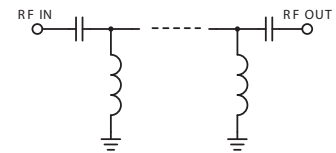
### Electrical Specifications (T<sub>AMB</sub>=25°C)

STOP BAND (MHz)		f <sub>co</sub> , MHz	PASSBAND (MHz)		VSWR (:1)	NO. OF SECTIONS
Min.	Typ.	Nom.	(loss < 1.3 dB)	(loss < 2 dB)	Typ.	
(loss > 40 dB)	(loss > 20 dB)	Typ.	Max.	Typ.	Stopband	7
680	930	1300	1510-4000	1400-5000	1400-4000	

### typical frequency response

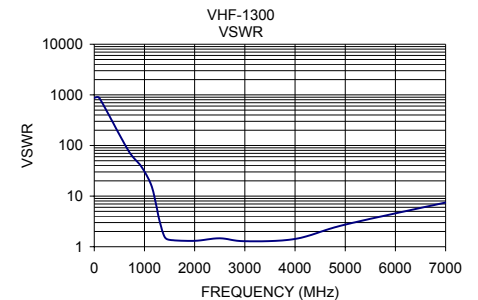
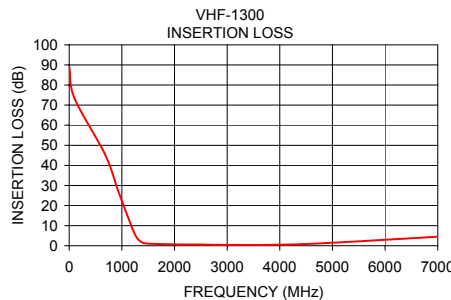


### electrical schematic



### Typical Performance Data

Frequency (MHz)	Insertion Loss (dB)	VSWR (:1)
1	89.20	868.59
100	73.46	868.59
680	45.52	78.97
930	27.34	39.49
1130	13.31	17.05
1230	6.74	6.91
1300	3.40	3.29
1400	1.42	1.58
1510	1.01	1.36
2000	0.64	1.31
2500	0.59	1.47
3000	0.43	1.29
4000	0.49	1.42
5000	1.48	2.73
7000	4.52	7.47



**Mini-Circuits®**  
ISO 9001 ISO 14001 AS 9100 CERTIFIED

P.O. Box 350166, Brooklyn, New York 11235-0003 (718) 934-4500 Fax (718) 332-4661 The Design Engineers Search Engine Provides ACTUAL Data Instantly at [minicircuits.com](http://minicircuits.com)

IF/RF MICROWAVE COMPONENTS

**Notes:** 1. Performance and quality attributes and conditions not expressly stated in this specification sheet are intended to be excluded and do not form a part of this specification sheet. 2. Electrical specifications and performance data contained herein are based on Mini-Circuit's applicable established test performance criteria and measurement instructions. 3. The parts covered by this specification sheet are subject to Mini-Circuits standard limited warranty and terms and conditions (collectively, "Standard Terms"); Purchasers of this part are entitled to the rights and benefits contained therein. For a full statement of the Standard Terms and the exclusive rights and remedies thereunder, please visit Mini-Circuits' website at [www.minicircuits.com/MCLStore/terms.jsp](http://www.minicircuits.com/MCLStore/terms.jsp).

REV. E  
M129173  
VHF-1300  
EDR-6437/6  
RVN/AD/AM  
101029