

Coaxial High Pass Filter

BHP-600+
BHP-600

50Ω 600 to 3000 MHz

Maximum Ratings

Operating Temperature	-55°C to 100°C
Storage Temperature	-55°C to 100°C
RF Power Input	0.5W max.

Permanent damage may occur if any of these limits are exceeded.

Features

- rugged shielded case
- other standard and custom BHP models available with wide selection of fco

Applications

- lab use
- transmitters/receivers
- radio communications



CASE STYLE: FF55

Connectors	Model	Price	Qty.
BNC	BHP-600(+)	\$36.95 ea.	(1-9)

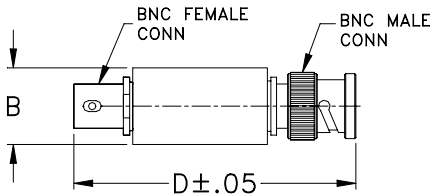
+ RoHS compliant in accordance with EU Directive (2002/95/EC)

The +Suffix identifies RoHS Compliance. See our web site for RoHS Compliance methodologies and qualifications.

High Pass Filter Electrical Specifications

STOPBAND (MHz)	fco (MHz) Nom.	PASSBAND (MHz)	VSWR (:1)	
(loss > 40 dB)	(loss 3 dB)	(loss < 1 dB)	Stopband Typ. Passband Typ.	
DC-350	350-440	545	17	2.0

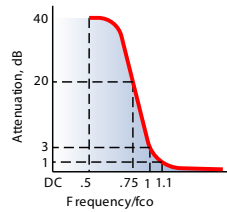
Outline Drawing



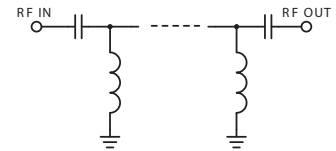
Outline Dimensions (inch/mm)

B	D	wt
.54	2.59	grams
13.72	65.79	40.0

typical frequency response

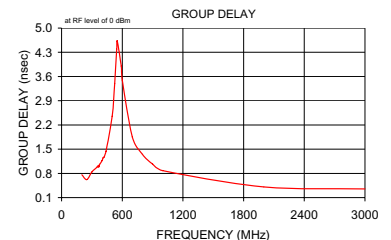
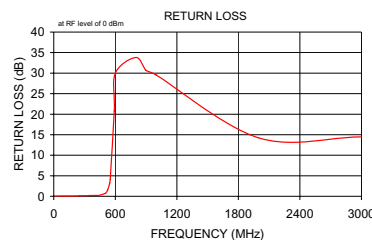
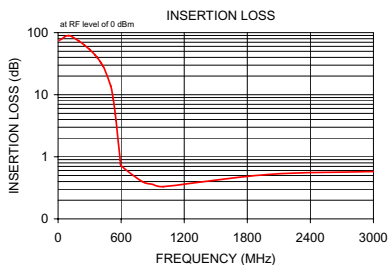


electrical schematic



Typical Performance Data

Frequency (MHz)	Insertion Loss (dB) \bar{x} σ	Return Loss (dB)	Frequency (MHz)	Group Delay (nsec)
10.00	74.47 4.27	0.04	200.00	0.76
100.00	89.80 7.14	0.05	250.00	0.62
200.00	72.58 0.82	0.07	300.00	0.84
250.00	63.01 0.88	0.12	350.00	0.98
300.00	53.56 0.81	0.12	360.00	1.01
350.00	44.05 0.88	0.18	362.00	1.02
360.00	42.15 0.91	0.18	364.00	0.99
364.00	41.37 0.91	0.18	366.00	1.00
366.00	40.99 0.91	0.19	368.00	1.00
368.00	40.60 0.92	0.19	370.00	0.99
370.00	40.22 0.92	0.19	372.00	1.02
372.00	39.82 0.92	0.18	374.00	1.05
374.00	39.45 0.93	0.19	376.00	1.06
376.00	39.06 0.93	0.19	400.00	1.17
400.00	34.36 0.98	0.20	410.00	1.25
410.00	32.39 1.00	0.22	420.00	1.27
420.00	30.45 1.01	0.19	430.00	1.35
430.00	28.45 1.04	0.21	440.00	1.44
440.00	26.44 1.06	0.23	500.00	2.45
500.00	13.91 1.14	0.68	525.00	3.40
525.00	8.60 1.05	1.46	545.00	4.39
545.00	4.82 0.82	3.18	551.00	4.63
551.00	3.88 0.72	4.10	590.00	3.90
590.00	0.89 0.15	20.77	600.00	3.49
600.00	0.72 0.07	29.98	700.00	1.85
800.00	0.40 0.03	33.79	800.00	1.35
900.00	0.36 0.03	30.63	900.00	1.07
1000.00	0.33 0.01	29.54	1000.00	0.88
2000.00	0.52 0.05	14.20	2000.00	0.41
3000.00	0.58 0.05	14.47	3000.00	0.35



Mini-Circuits®
ISO 9001 ISO 14001 AS 9100 CERTIFIED

For detailed performance specs & shopping online see web site

P.O. Box 350166, Brooklyn, New York 11235-0003 (718) 934-4500 Fax (718) 332-4661 The Design Engineers Search Engine Provides ACTUAL Data Instantly at minicircuits.com

IF/RF MICROWAVE COMPONENTS

Notes: 1. Performance and quality attributes and conditions not expressly stated in this specification sheet are intended to be excluded and do not form a part of this specification sheet. 2. Electrical specifications and performance data contained herein are based on Mini-Circuit's applicable established test performance criteria and measurement instructions. 3. The parts covered by this specification sheet are subject to Mini-Circuits standard limited warranty and terms and conditions (collectively, "Standard Terms"); Purchasers of this part are entitled to the rights and benefits contained therein. For a full statement of the Standard Terms and the exclusive rights and remedies thereunder, please visit Mini-Circuits' website at www.minicircuits.com/MCLStore/terms.jsp.

REV. B
M108326
BHP-600
090818