

Coaxial Low Pass Filter

ZX75LP-470+

50Ω DC to 470 MHz

The Big Deal

- High rejection
- Low Insertion loss, 0.9 dB typical in passband
- Fast roll-off
- Good VSWR
- Connectorized package



CASE STYLE: KE1467

Product Overview

ZX75LP-470+ is a 50Ω low pass filter built in a connectorized package. Covering DC-470 MHz bandwidth, these units offer good matching within the passband and high rejection in stopband. This will find its applications in receivers and transmitters to suppress spurious emission and harmonics. It has repeatable performance across production lots and consistent performance across temperature.

Key Features

Feature	Advantages
Low passband insertion loss	Suitable for high performance application
Fast roll-off	Provides very good adjacent band rejection
Connectorized package	The connectorized package is easy to interface with other devices and well suited for test setups
Good VSWR	Provides good interface when used with other devices.



For detailed performance specs & shopping online see web site

P.O. Box 350166, Brooklyn, New York 11235-0003 (718) 934-4500 Fax (718) 332-4661 The Design Engineers Search Engine  Provides ACTUAL Data Instantly at minicircuits.com

IFIRF MICROWAVE COMPONENTS

Notes: 1. Performance and quality attributes and conditions not expressly stated in this specification sheet are intended to be excluded and do not form a part of this specification sheet. 2. Electrical specifications and performance data contained herein are based on Mini-Circuit's applicable established test performance criteria and measurement instructions. 3. The parts covered by this specification sheet are subject to Mini-Circuits standard limited warranty and terms and conditions (collectively, "Standard Terms"); Purchasers of this part are entitled to the rights and benefits contained therein. For a full statement of the Standard Terms and the exclusive rights and remedies thereunder, please visit Mini-Circuits' website at www.minicircuits.com/MCLStore/terms.jsp.

Low Pass Filter

ZX75LP-470+

50Ω DC to 470 MHz



CASE STYLE: KE1467

Connectors	Model	Price	Qty.
SMA-MF	ZX75LP-470-S+	\$49.95 ea.	(1-9)

Features

- High rejection
- Low Insertion loss
- Fast roll-off
- Good VSWR
- Connectorized package

Applications

- Satellite
- Wireless communications
- Receivers / Transmitters

Electrical Specifications at 25°C

Parameter	F#	Frequency (MHz)	Min.	Typ.	Max.	Unit	
Pass Band	Insertion Loss	DC-F1	DC-470	—	0.9	2.0	dB
	Freq. Cut-Off	F2	510	—	3.0	—	dB
	VSWR	DC-F1	DC-470	—	1.3	1.7	:1
Stop Band	Rejection Loss	F3-F4	650-2000	20	30	—	dB
	VSWR	F3-F4	650-2000	—	37	—	:1

Maximum Ratings

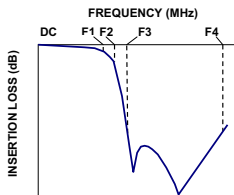
Operating Temperature	-40°C to 85°C
Storage Temperature	-55°C to 100°C
RF Power Input	0.5W max.

Permanent damage may occur if any of these limits are exceeded.

Functional Schematic



Typical Frequency Response

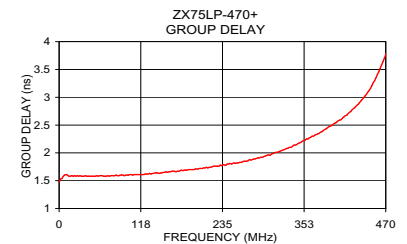
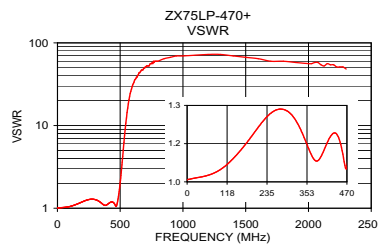
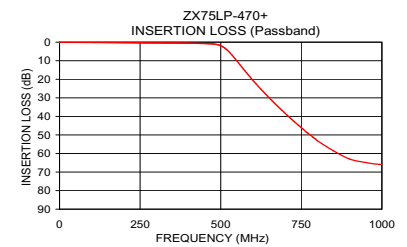
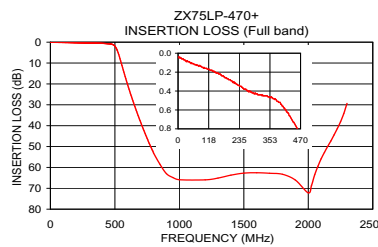


Typical Performance Data at 25°C

Frequency (MHz)	Insertion Loss (dB)	VSWR (:1)	Frequency (MHz)	Group Delay (nsec)
1	0.04	1.01	1	1.50
28	0.08	1.02	10	1.61
102	0.16	1.05	52	1.58
216	0.32	1.23	106	1.60
424	0.64	1.18	120	1.61
450	0.76	1.16	158	1.66
470	0.89	1.06	188	1.70
480	1.04	1.22	214	1.73
500	1.92	2.03	236	1.79
510	2.85	2.87	266	1.85
550	10.06	12.35	290	1.92
580	16.48	24.48	318	2.03
600	20.54	31.03	346	2.18
650	29.91	43.44	370	2.33
700	38.36	51.10	390	2.48
800	53.12	59.91	400	2.56
900	62.98	66.82	420	2.75
1000	65.89	69.49	442	3.05
1500	62.72	66.82	456	3.35
2000	72.18	56.04	470	3.77

+ RoHS compliant in accordance with EU Directive (2002/95/EC)

The +Suffix has been added in order to identify RoHS Compliance. See our web site for RoHS Compliance methodologies and qualifications.



P.O. Box 350166, Brooklyn, New York 11235-0003 (718) 934-4500 Fax (718) 332-4661 The Design Engineers Search Engine www.minicircuits.com Provides ACTUAL Data Instantly at minicircuits.com

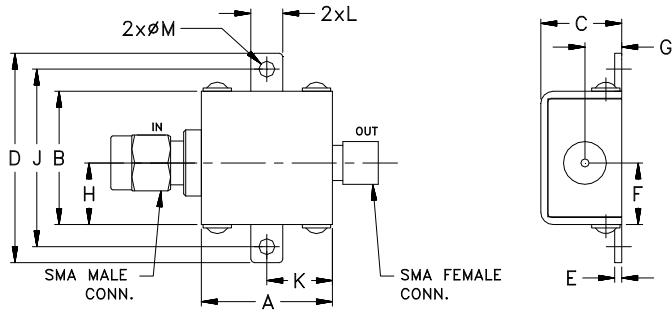
Notes: 1. Performance and quality attributes and conditions not expressly stated in this specification sheet are intended to be excluded and do not form a part of this specification sheet. 2. Electrical specifications and performance data contained herein are based on Mini-Circuit's applicable established test performance criteria and measurement instructions. 3. The parts covered by this specification sheet are subject to Mini-Circuits standard limited warranty and terms and conditions (collectively, "Standard Terms"); Purchasers of this part are entitled to the rights and benefits contained therein. For a full statement of the Standard Terms and the exclusive rights and remedies thereunder, please visit Mini-Circuits' website at www.minicircuits.com/MCLStore/terms.jsp.

For detailed performance specs & shipping online see web site

Coaxial Connections

INPUT	SMA-Male
OUTPUT	SMA-Female

Outline Drawing



Outline Dimensions ($\frac{\text{inch}}{\text{mm}}$)

A	B	C	D	E	F	G
0.74	.75	.46	1.18	.04	.349	.21
18.80	19.05	11.68	29.97	1.02	8.86	5.33
H	J	K	L	M	wt	
.349	1.00	.37	.18	.09	grams	
8.86	25.40	9.40	4.57	2.29	24.4	