

# Ultra-Reliable Low Pass Filter

## VLP-64

50Ω DC to 5400 MHz



### Maximum Ratings

Operating Temperature	-55°C to 100°C
Storage Temperature	-55°C to 100°C
RF Power Input*	19W max. at 25°C

\* Passband rating, derate linearly to 0.4xPmax at 100°C ambient. Permanent damage may occur if any of these limits are exceeded.

### Features

- rugged unibody construction
- low insertion loss passband, less than 1 dB typ.
- excellent power handling, 19W
- low cost

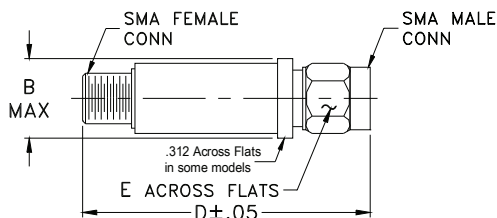
### Applications

- harmonic rejection
- transmitters/receivers
- lab use

CASE STYLE: FF704

Connectors	Model	Price	Qty.
SMA	VLP-64	\$24.95 ea.	(1-9)

### Outline Drawing



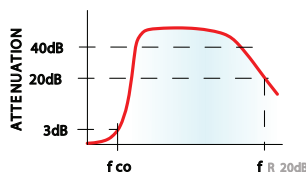
### Outline Dimensions (inch/mm)

B	D	E	wt
.410	1.43	.312	grams
10.41	36.32	7.92	10.0

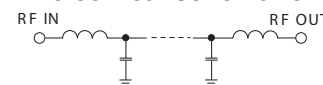
### Electrical Specifications (T<sub>AMB</sub>=25°C)

PASSBAND (MHz)	f <sub>co</sub> , MHz Nom.	STOP BAND (MHz)	VSWR (:1)
(loss < 1 dB)	(loss 3 dB)		Passband
Typ.	Typ.	(loss > 20 dB)	Typ.
DC-5400	6410	9000	1.1
			fr20 dB Typ.
			18000

### typical frequency response

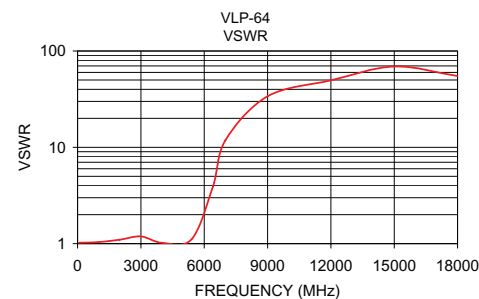
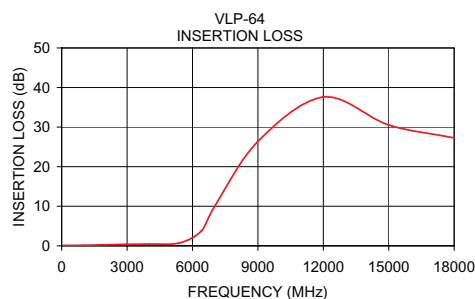


### electrical schematic



### Typical Performance Data

Frequency (MHz)	Insertion Loss (dB)	VSWR (:1)
50.00	0.09	1.02
1000.00	0.16	1.04
2000.00	0.26	1.10
3000.00	0.38	1.19
4000.00	0.45	1.02
5400.00	0.73	1.11
6410.00	3.76	3.91
7000.00	9.80	11.81
9000.00	26.39	33.93
12000.00	37.61	49.56
15000.00	30.54	69.04
18000.00	27.29	55.01



For detailed performance specs & shopping online see web site

P.O. Box 350166, Brooklyn, New York 11235-0003 (718) 934-4500 Fax (718) 332-4661 The Design Engineers Search Engine Provides ACTUAL Data Instantly at [minicircuits.com](http://minicircuits.com)

IF/RF MICROWAVE COMPONENTS

Notes: 1. Performance and quality attributes and conditions not expressly stated in this specification sheet are intended to be excluded and do not form a part of this specification sheet. 2. Electrical specifications and performance data contained herein are based on Mini-Circuit's applicable established test performance criteria and measurement instructions. 3. The parts covered by this specification sheet are subject to Mini-Circuits standard limited warranty and terms and conditions (collectively, "Standard Terms"); Purchasers of this part are entitled to the rights and benefits contained therein. For a full statement of the Standard Terms and the exclusive rights and remedies thereunder, please visit Mini-Circuits' website at [www.minicircuits.com/MCLStore/terms.jsp](http://www.minicircuits.com/MCLStore/terms.jsp).

REV. B  
M129173  
VLP-64  
ED-10545B/5  
WZ/AD/CP/AM  
101102