

Ultra-Reliable Low Pass Filter

VLP-41

50Ω DC to 3300 MHz



Maximum Ratings

Operating Temperature	-55°C to 100°C
Storage Temperature	-55°C to 100°C
RF Power Input*	10W max. at 25°C

* Passband rating, derate linearly to 0.4xPmax at 100°C ambient. Permanent damage may occur if any of these limits are exceeded.

Features

- rugged unibody construction
- low insertion loss passband, less than 1 dB typ.
- excellent power handling, 10W
- low cost

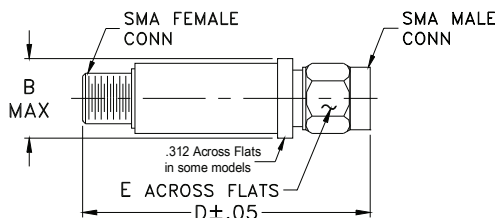
Applications

- harmonic rejection
- transmitters/receivers
- lab use

CASE STYLE: FF704

Connectors	Model	Price	Qty.
SMA	VLP-41	\$24.95 ea.	(1-9)

Outline Drawing



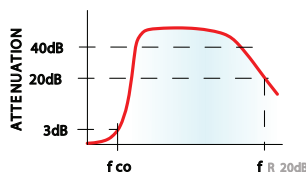
Outline Dimensions (inch/mm)

B	D	E	wt
.410	1.43	.312	grams
10.41	36.32	7.92	10.0

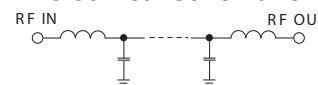
Electrical Specifications (T_{AMB}=25°C)

PASSBAND (MHz)	f _{co} , MHz Nom.	STOP BAND (MHz)	VSWR (:1)
(loss < 1 dB)	(loss 3 dB)		Passband
Typ.	Typ.	(loss > 20 dB)	Typ.
DC-3300	4100	5600	1.2

typical frequency response

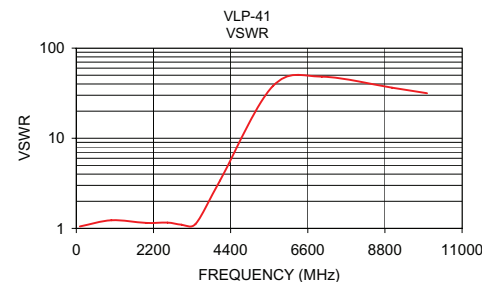
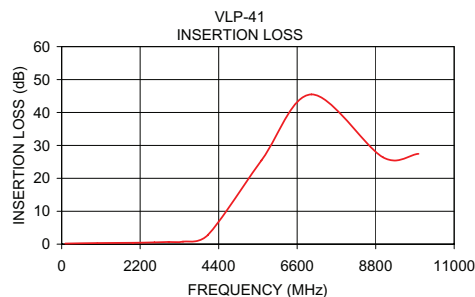


electrical schematic



Typical Performance Data

Frequency (MHz)	Insertion Loss (dB)	VSWR (:1)
100.00	0.18	1.05
1000.00	0.34	1.23
2000.00	0.40	1.15
2600.00	0.55	1.16
3000.00	0.66	1.10
3400.00	0.78	1.12
4100.00	2.81	3.40
5600.00	25.45	37.77
7000.00	45.48	48.26
9000.00	26.40	36.42
10000.00	27.45	31.59



Mini-Circuits®
ISO 9001 ISO 14001 AS 9100 CERTIFIED

For detailed performance specs & shopping online see web site

P.O. Box 350166, Brooklyn, New York 11235-0003 (718) 934-4500 Fax (718) 332-4661 The Design Engineers Search Engine Provides ACTUAL Data Instantly at minicircuits.com

IF/RF MICROWAVE COMPONENTS

Notes: 1. Performance and quality attributes and conditions not expressly stated in this specification sheet are intended to be excluded and do not form a part of this specification sheet. 2. Electrical specifications and performance data contained herein are based on Mini-Circuit's applicable established test performance criteria and measurement instructions. 3. The parts covered by this specification sheet are subject to Mini-Circuits standard limited warranty and terms and conditions (collectively, "Standard Terms"); Purchasers of this part are entitled to the rights and benefits contained therein. For a full statement of the Standard Terms and the exclusive rights and remedies thereunder, please visit Mini-Circuits' website at www.minicircuits.com/MCLStore/terms.jsp.

REV. C
M129173
VLP-41
ED-10545B/9
WZ/AD/CP/AM
101102