

# Ultra-Reliable Low Pass Filter

## VLP-20

50Ω DC to 1700 MHz



### Maximum Ratings

Operating Temperature	-55°C to 100°C
Storage Temperature	-55°C to 100°C
RF Power Input*	14W max. at 25°C

\* Passband rating, derate linearly to 0.4xPmax at 100°C ambient. Permanent damage may occur if any of these limits are exceeded.

### Features

- rugged unbody construction
- low insertion loss passband, less than 1 dB typ.
- excellent power handling, 14W
- low cost

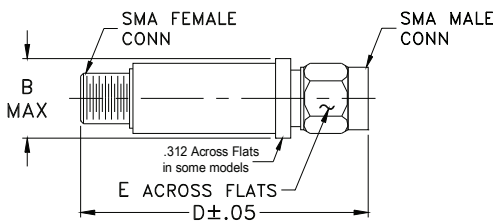
### Applications

- harmonic rejection
- transmitters/receivers
- lab use

CASE STYLE: FF704

Connectors	Model	Price	Qty.
SMA	VLP-20	\$24.95 ea.	(1-9)

### Outline Drawing



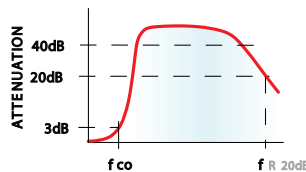
### Outline Dimensions (inch/mm)

B	D	E	wt
.410	1.43	.312	grams
10.41	36.32	7.92	10.0

### Electrical Specifications (T<sub>AMB</sub>=25°C)

PASSBAND (MHz) (loss < 1 dB)	f <sub>co</sub> , MHz Nom. (loss 3 dB)	STOP BAND (MHz)			VSWR (:1) Passband Typ.
		(loss > 20 dB)	(loss > 40 dB)	fr20 dB	
Typ.	Typ.			Typ.	
DC-1700	1980	2700	3300-3750	7200	1.1

### typical frequency response

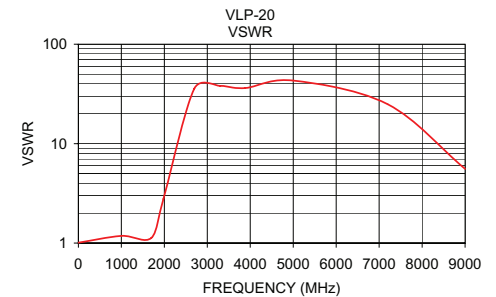
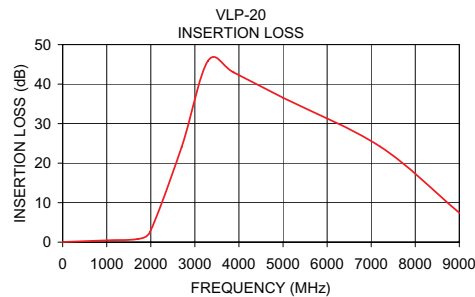


### electrical schematic



### Typical Performance Data

Frequency (MHz)	Insertion Loss (dB)	VSWR (:1)
1.00	0.05	1.01
1000.00	0.45	1.18
1700.00	0.80	1.13
1980.00	2.56	2.78
2700.00	24.06	35.85
3300.00	45.92	38.05
3880.00	42.96	36.25
5000.00	36.56	43.07
7200.00	24.22	24.89
9000.00	7.43	5.58



**Mini-Circuits®**  
ISO 9001 ISO 14001 AS 9100 CERTIFIED

P.O. Box 350166, Brooklyn, New York 11235-0003 (718) 934-4500 Fax (718) 332-4661 The Design Engineers Search Engine [minicircuits.com](http://www.minicircuits.com) Provides ACTUAL Data Instantly at [minicircuits.com](http://minicircuits.com)

IF/RF MICROWAVE COMPONENTS

For detailed performance specs & shopping online see web site

Notes: 1. Performance and quality attributes and conditions not expressly stated in this specification sheet are intended to be excluded and do not form a part of this specification sheet. 2. Electrical specifications and performance data contained herein are based on Mini-Circuit's applicable established test performance criteria and measurement instructions. 3. The parts covered by this specification sheet are subject to Mini-Circuits standard limited warranty and terms and conditions (collectively, "Standard Terms"); Purchasers of this part are entitled to the rights and benefits contained therein. For a full statement of the Standard Terms and the exclusive rights and remedies thereunder, please visit Mini-Circuits' website at [www.minicircuits.com/MCLStore/terms.jsp](http://www.minicircuits.com/MCLStore/terms.jsp).

REV. C  
M129173  
VLP-20  
ED-10545B/4  
WZ/AD/CP/AM  
101102