

20 dB Power Signal Tap

50Ω 16W DC to 500 MHz

ZARC-20-52+



CASE STYLE: CC51

Connectors	Model	Price	Qty.
N-TYPE	ZARC-20-52-N+	\$49.95 ea.	(1-9)

+RoHS Compliant

The +Suffix identifies RoHS Compliance. See our web site for RoHS Compliance methodologies and qualifications

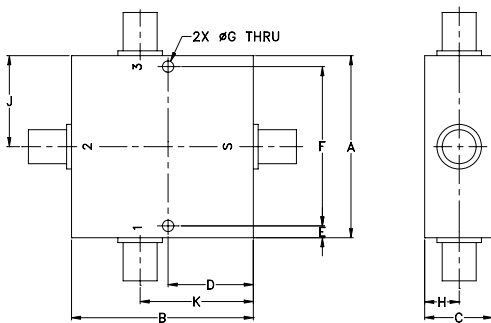
Maximum Ratings

Operating Temperature	-40°C to 85°C
Storage Temperature	-55°C to 100°C
Power Input	16 Watt Max

Coaxial Connections

INPUT	1
OUTPUT	3
COUPLED (FORWARD)	S
PLUG (NOT USED)	2

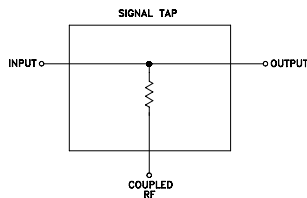
Outline Drawing



Outline Dimensions (inch/mm)

A	B	C	D	E	F
2.00	2.00	.75	.938	.13	1.750
50.80	50.80	19.05	23.83	3.30	44.45
G	H	J	K	wt	
.125	.38	1.00	1.25	grams	
3.18	9.65	25.40	31.75	200.0	

Electrical Schematic



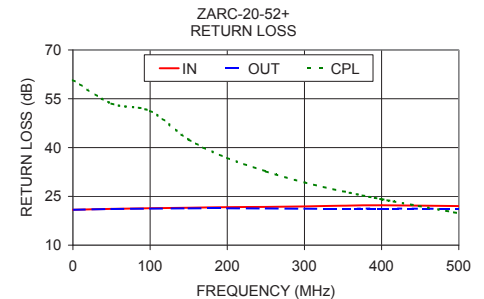
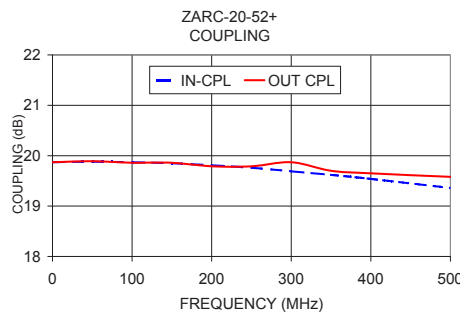
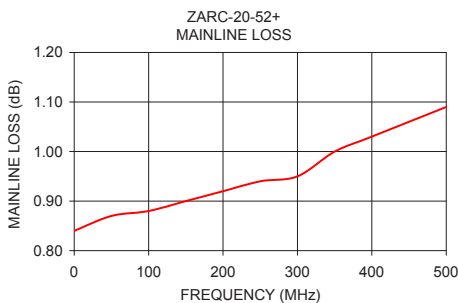
Electrical Specifications at 25°C

Parameter	Condition (MHz)	Min.	Typ.	Max.	Unit
Frequency Range		DC		500	MHz
Mainline Loss (above theoretical 0.044 dB)	DC-500	—	0.9	1.3	dB
Coupling* (IN-CPL, OUT-CPL)	DC-500	19	20	21	dB
Coupling Flatness(±)	DC-500	—	±0.3	±0.6	dB
Return Loss (Input)	DC-500	17	—	—	dB
Return Loss (Output)	DC-500	17	—	—	dB
Return Loss (Coupling)	DC-500	17	—	—	dB
Input Power	DC-500	—	—	16	W

* Coupling can be used for both forward and reversed direction.

Typical Performance Data

Frequency (MHz)	Mainline Loss (dB) In-Out	Coupling (dB)		Directivity (dB)	In	Return Loss (dB) Out	Cpl
		In-Cpl	Out-Cpl				
0.01	0.84	19.87	19.87	0.00	20.88	20.88	60.74
50.00	0.87	19.88	19.89	0.01	21.15	21.11	53.52
100.00	0.88	19.87	19.86	0.02	21.34	21.22	51.25
150.00	0.90	19.85	19.86	0.01	21.51	21.31	42.42
200.00	0.92	19.81	19.79	0.01	21.67	21.32	36.80
250.00	0.94	19.76	19.79	0.02	21.75	21.27	32.68
300.00	0.95	19.69	19.87	0.18	21.90	21.21	29.31
350.00	1.00	19.62	19.70	0.08	22.13	21.17	26.54
400.00	1.03	19.54	19.65	0.11	22.26	21.25	24.11
500.00	1.09	19.36	19.58	0.22	22.00	21.15	19.81



Notes

- Performance and quality attributes and conditions not expressly stated in this specification document are intended to be excluded and do not form a part of this specification document.
- Electrical specifications and performance data contained in this specification document are based on Mini-Circuit's applicable established test performance criteria and measurement instructions.
- The parts covered by this specification document are subject to Mini-Circuits standard limited warranty and terms and conditions (collectively, "Standard Terms"); Purchasers of this part are entitled to the rights and benefits contained therein. For a full statement of the Standard Terms and the exclusive rights and remedies thereunder, please visit Mini-Circuits' website at www.minicircuits.com/MCLStore/terms.jsp



www.minicircuits.com P.O. Box 35166, Brooklyn, NY 11235-0003 (718) 934-4500 sales@minicircuits.com

REV. OR
M135816
ED-14528
ZARC-20-52+
WP/CP/AM
131017
Page 1 of 1