

50Ω DC to 18 GHz



CASE STYLE: KP1573-XX

XX= cable length in inches

## The Big Deal

- Single Right-Angle SMA Connector
- DC to 18 GHz
- Tight Bend-Radius

## Product Overview

086 SMRSM model series coaxial cables are ideal for integrating coaxial components and sub-assemblies in tight spaces and dense system configurations. Single right-angle SMA connection minimizes bend-radius at one connection port and is ideal for layouts with connections between perpendicular aspects. Sturdy, hand-formable cable construction maintains shape after bending with bend-radius as small as 6mm. 086 SMRSM coaxial cables have the advantages of wide frequency range, excellent return loss, and high power handling. Available in lengths from 3" to 24".

## Key Features

Feature	Advantages
Hand-Formable	086 SMRSM flex cables avoid the need for cable-bending tools, alleviating the risk of damage during bending processes typical of semi-rigid cable assemblies.
Single Right-Angle SMA Connector	Minimizes bend-radius at connection port saving space.
Excellent Return Loss	Typical return loss of 26 dB to 6 GHz and 19 dB to 18 GHz minimizes VSWR ripple contribution.
High Power Handling <ul style="list-style-type: none"> <li>• 200W at 0.5 GHz</li> <li>• 35W at 18 GHz</li> </ul>	086 SMRSM coaxial cable can support medium to high RF power levels and can be used in the transmit path. (Power rating at sea-level).
Built in Anti-torque nut	Supports the straight and right-angle SMA connector bodies during installation, preventing stress to the connector/cable interface.
Jacketed and Unjacketed options	FEP insulator jacket reduces risk of accidental shorting of DC power lines or active pins during installation and operation. Unjacketed versions also available upon request.

### Notes

- A. Performance and quality attributes and conditions not expressly stated in this specification document are intended to be excluded and do not form a part of this specification document.  
 B. Electrical specifications and performance data contained in this specification document are based on Mini-Circuit's applicable established test performance criteria and measurement instructions.  
 C. The parts covered by this specification document are subject to Mini-Circuits standard limited warranty and terms and conditions (collectively, "Standard Terms"); Purchasers of this part are entitled to the rights and benefits contained therein. For a full statement of the Standard Terms and the exclusive rights and remedies thereunder, please visit Mini-Circuits' website at [www.minicircuits.com/MCLStore/terms.jsp](http://www.minicircuits.com/MCLStore/terms.jsp)



# Coaxial Cable

50Ω 3 inch DC to 18 GHz

## 086-3SMRSM+



CASE STYLE: KP1573-3

### Maximum Ratings

Operating Temperature	-55°C to 105°C
Storage Temperature	-55°C to 105°C
Power Handling at 25°C, Sea Level	211W at 0.5 GHz
	150W at 1 GHz
	101W at 2 GHz
	59W at 6 GHz
	45W at 10 GHz
	35W at 18 GHz

Permanent damage may occur if any of these limits are exceeded.

### Features

- Right-Angle connection capable of DC to 18 GHz
- Low Loss, 0.38 dB at 18 GHz
- Excellent Return Loss, 19 dB at 18 GHz
- Hand formable to almost any custom shape without special bending tools
- 6mm bend radius for tight installations
- Anti-torque nut prevents cable stress during installation
- Insulated outer jacket standard<sup>1</sup>
- Connector interface, meets MIL-STD-348

### Applications

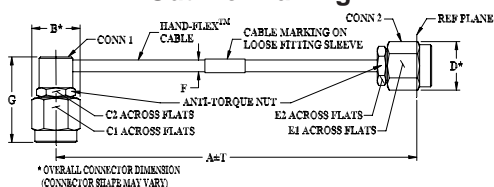
- Replacement for custom bent 0.086" semi-rigid cables
- Communication receivers and transmitters
- Military and aerospace system
- Environmental and test chambers

Connectors	Model <sup>1</sup>	Price	Qty.
Conn1	Conn2		
Right Angle SMA-Male	SMA-Male	086-3SMRSM+	\$12.45 ea. (1-9)

### +RoHS Compliant

The +Suffix identifies RoHS Compliance. See our web site for RoHS Compliance methodologies and qualifications

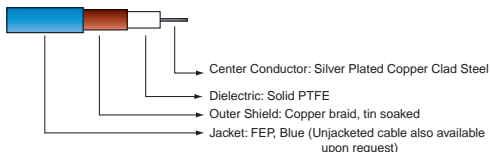
### Outline Drawing



### Outline Dimensions (inch/mm)

A	B	C1	C2	D	
3.0	.36	.313	.250	.36	
76.20	9.14	7.95	6.35	9.14	
E1	E2	F	G	T	wt
.313	.250	.108	.634	0.05	grams
7.95	6.35	2.75	16.10	1.27	7.37

### Cable Construction



Connectors: Coupling Nut: Stainless Steel Passivated  
Body: Stainless Steel Gold Plated  
Center Pin: Brass, Gold Plated

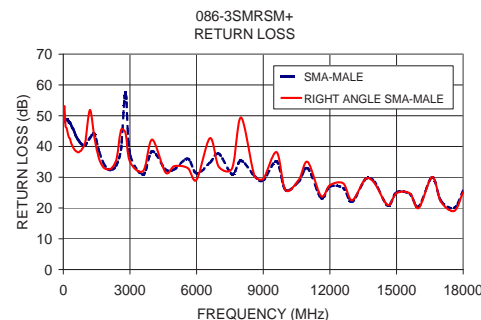
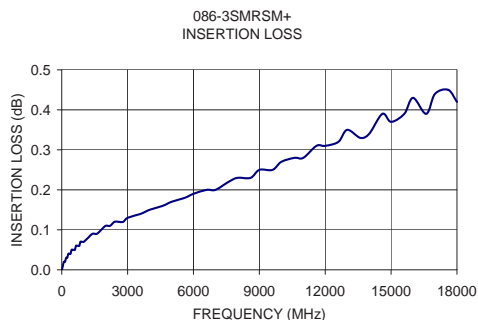
### Electrical Specifications at 25°C

Parameter	Condition (GHz)	Min.	Typ.	Max.	Unit
Frequency Range		DC		18	GHz
Length <sup>2</sup>			3		inches
Insertion Loss	DC - 2	—	0.14	0.3	
	2 - 6	—	0.20	0.6	
	6 - 10	—	0.26	0.7	dB
Return Loss	10 - 18	—	0.38	1.0	
	DC - 2	20	34	—	
	2 - 6	20	26	—	dB
Return Loss	6 - 10	16	28	—	
	10 - 18	16	19	—	

1. Unjacketed cable also available upon request.
2. Custom sizes available, consult factory.

### Typical Performance Data

Frequency (MHz)	Insertion Loss (dB)	Return Loss (dB)	
		SMA-Male	Right Angle SMA-Male
10.0	0.00	47.9	47.8
1200.0	0.08	42.8	51.9
1800.0	0.10	34.7	33.3
2400.0	0.12	34.1	36.1
4000.0	0.15	38.4	42.2
5000.0	0.17	32.6	33.6
6000.0	0.19	31.2	29.2
7000.0	0.20	37.6	33.4
8000.0	0.23	35.4	49.4
9000.0	0.25	29.0	29.5
10000.0	0.27	25.9	25.8
12000.0	0.31	27.0	27.4
14000.0	0.34	28.6	28.2
16000.0	0.43	20.4	20.0
18000.0	0.42	25.7	25.1



### Notes

- Performance and quality attributes and conditions not expressly stated in this specification document are intended to be excluded and do not form a part of this specification document.
- Electrical specifications and performance data contained in this specification document are based on Mini-Circuit's applicable established test performance criteria and measurement instructions.
- The parts covered by this specification document are subject to Mini-Circuit's standard limited warranty and terms and conditions (collectively, "Standard Terms"); Purchasers of this part are entitled to the rights and benefits contained therein. For a full statement of the Standard Terms and the exclusive rights and remedies thereunder, please visit Mini-Circuit's website at [www.minicircuits.com/WCLStore/terms.jsp](http://www.minicircuits.com/WCLStore/terms.jsp)

