

Precision Fixed Attenuator

BW-S6-2W263+

50Ω 2W 6dB DC to 26 GHz



Maximum Ratings

Operating Temperature -55°C to 100°C

Storage Temperature -55°C to 100°C**

**With mated connectors. Unmated, 85°C max.

Permanent damage may occur if any of these limits are exceeded.

Features

- DC to 26 GHz
- precise attenuation
- excellent VSWR, 1.17 typ
- stainless steel SMA male and female connectors

Applications

- matching
- instrumentation
- test set-ups

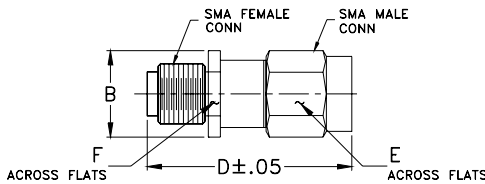
CASE STYLE: FF658

Connectors	Model	Price	Qty.
SMA-Fem SMA-Male	BW-S6-2W263+	\$34.95 ea.	(1-49)

+RoHS Compliant

The +Suffix identifies RoHS Compliance. See our web site for RoHS Compliance methodologies and qualifications

Outline Drawing



Outline Dimensions (inch/mm)

B	D	E	F	wt
.36	.85	.312	.312	grams
9.14	21.59	7.92	7.92	4.3

Electrical Specifications at 25°C

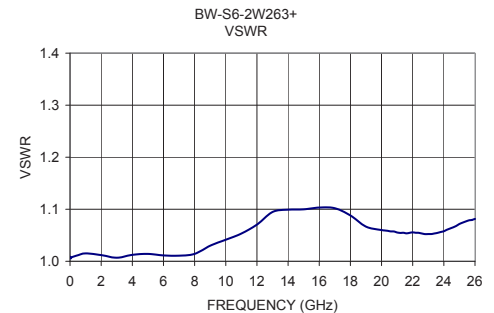
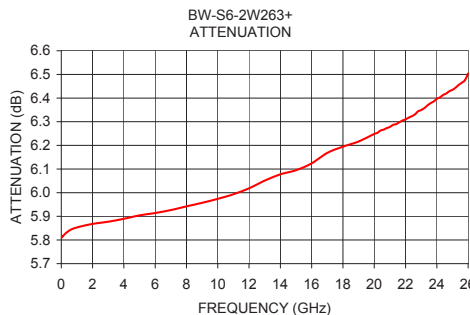
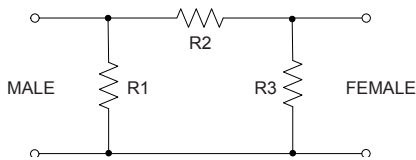
Parameter	Condition (GHz)	Min.	Typ.	Max.	Unit
Frequency Range		DC	—	26	GHz
Attenuation¹	DC - 26	—	6	—	dB
	DC - 12	5.7	—	6.3	
	12 - 18	5.7	—	6.3	
	18 - 26	5.7	—	6.7	
VSWR	DC - 12	—	1.07	1.20	:1
	12 - 18	—	1.17	1.25	
	18 - 26	—	1.13	1.40	
Input Power²	DC - 26	—	—	2	W

1. At 25°C, accuracy includes frequency and power variations. Temperature coefficient for attenuation: .0004 dB/dB/°C typ.
 2. Max. power at 25°C ambient, derate linearly to 0.5W at 100°. Peak power 125W max. 5µsec. pulse width, 100Hz PRF

Typical Performance Data

Frequency (GHz)	Attenuation (dB)	VSWR (:1)
0.01	5.81	1.01
1.0	5.85	1.02
4.0	5.89	1.01
8.0	5.94	1.01
10.0	5.97	1.04
12.0	6.02	1.07
14.0	6.08	1.10
16.0	6.12	1.10
18.0	6.19	1.09
20.0	6.25	1.06
26.0	6.50	1.08

Electrical Schematic



Notes

- Performance and quality attributes and conditions not expressly stated in this specification document are intended to be excluded and do not form a part of this specification document.
- Electrical specifications and performance data contained in this specification document are based on Mini-Circuit's applicable established test performance criteria and measurement instructions.
- The parts covered by this specification document are subject to Mini-Circuits standard limited warranty and terms and conditions (collectively, "Standard Terms"); Purchasers of this part are entitled to the rights and benefits contained therein. For a full statement of the Standard Terms and the exclusive rights and remedies thereunder, please visit Mini-Circuits' website at www.minicircuits.com/MCLStore/terms.jsp

