

Precision Fixed Attenuator

BW-S1-2W263+

50Ω 2W 1dB DC to 26 GHz



Maximum Ratings

Operating Temperature -55°C to 100°C

Storage Temperature -55°C to 100°C**

**With mated connectors. Unmated, 85°C max.

Permanent damage may occur if any of these limits are exceeded.

Features

- DC to 26 GHz
- precise attenuation
- excellent VSWR, 1.09 typ
- stainless steel SMA male and female connectors

CASE STYLE: FF658

Connectors	Model	Price	Qty.
SMA-Fem SMA-Male	BW-S1-2W263+	\$34.95 ea.	(1-49)

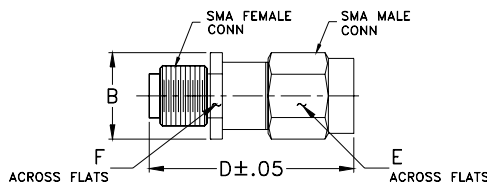
Applications

- matching
- instrumentation
- test set-ups

+RoHS Compliant

The +Suffix identifies RoHS Compliance. See our web site for RoHS Compliance methodologies and qualifications

Outline Drawing



Outline Dimensions (inch/mm)

B	D	E	F	wt
.36	.85	.312	.312	grams
9.14	21.59	7.92	7.92	4.3

Electrical Specifications at 25°C

Parameter	Condition (GHz)	Min.	Typ.	Max.	Unit
Frequency Range		DC	—	26	GHz
Attenuation¹	DC - 26	—	1	—	
	DC - 12	0.7	—	1.3	dB
	12 - 18	0.7	—	1.35	
	18 - 26	0.7	—	1.75	
VSWR	DC - 12	—	1.04	1.20	
	12 - 18	—	1.09	1.25	:1
	18 - 26	—	1.07	1.40	
Input Power²	DC - 26	—	—	2	W

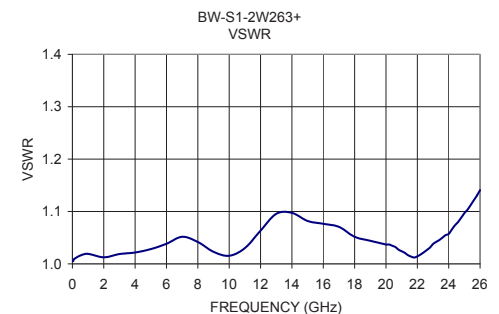
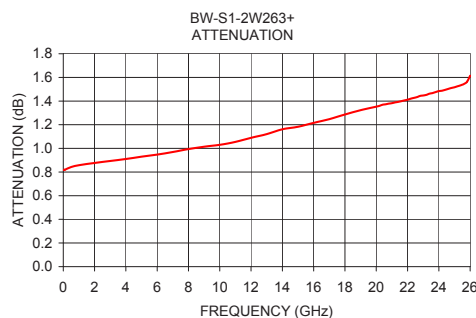
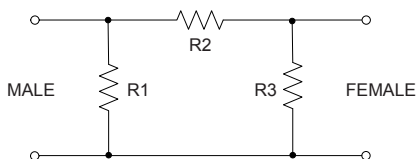
1. At 25°C, accuracy includes frequency and power variations. Temperature coefficient for attenuation: .0004 dB/dB/°C typ.

2. Max. power at 25°C ambient, derate linearly to 0.5W at 100°. Peak power 125W max. 5μsec. pulse width, 100Hz PRF

Typical Performance Data

Frequency (GHz)	Attenuation (dB)	VSWR (:1)
0.01	0.82	1.01
1.0	0.86	1.02
4.0	0.91	1.02
8.0	0.99	1.04
10.0	1.03	1.02
12.0	1.09	1.06
14.0	1.16	1.10
16.0	1.22	1.08
18.0	1.29	1.05
20.0	1.35	1.04
26.0	1.61	1.14

Electrical Schematic



Notes

A. Performance and quality attributes and conditions not expressly stated in this specification document are intended to be excluded and do not form a part of this specification document.

B. Electrical specifications and performance data contained in this specification document are based on Mini-Circuit's applicable established test performance criteria and measurement instructions.

C. The parts covered by this specification document are subject to Mini-Circuits standard limited warranty and terms and conditions (collectively, "Standard Terms"); Purchasers of this part are entitled to the rights and benefits contained therein. For a full statement of the Standard Terms and the exclusive rights and remedies thereunder, please visit Mini-Circuits' website at www.minicircuits.com/MCLStore/terms.jsp