

# Miniature Surface Mount Fixed Attenuator

50Ω 0.5W 15dB DC to 2500 MHz

## LAT-15+



CASE STYLE: MMM168  
PRICE: \$1.95 ea. QTY (20)

### +RoHS Compliant

The +Suffix identifies RoHS Compliance. See our web site for RoHS Compliance methodologies and qualifications



Available Tape and Reel  
at no extra cost

Reel Size Devices/Reel  
7" 20, 50, 100, 200, 500, 1000, 2000, 3000

### Maximum Ratings

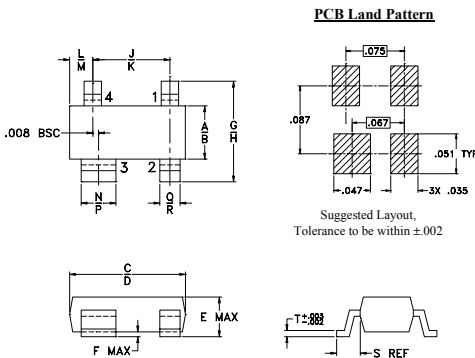
Operating Temperature	-55°C to 85°C
Storage Temperature	-55°C to 100°C

Permanent damage may occur if any of these limits are exceeded.

### Pin Connections

INPUT	4
OUTPUT	2
GROUND	1,3

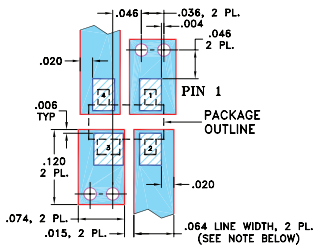
### Outline Drawing



### Outline Dimensions (inch/mm)

A	B	C	D	E	F	G	H	J	K	
.045	.055	.105	.120	.047	.005	.083	.104	.070	.080	
1.14	1.40	2.67	3.05	1.19	0.13	2.11	2.64	1.78	2.03	
L	M	N	P	Q	R	S	T			wt
.018	.024	.030	.036	.015	.021	.023	.005			grams
0.46	0.61	0.76	0.91	0.38	0.53	0.58	0.13			0.01

### Demo Board MCL P/N: TB-39 Suggested PCB Layout (PL-225)



NOTES: 1. TRACE WIDTH IS SHOWN FOR ROGERS RO4350B WITH DIELECTRIC THICKNESS .030" ± .002"; COPPER: 1/2 OZ. EACH SIDE. FOR OTHER MATERIALS TRACE WIDTH MAY NEED TO BE MODIFIED.  
2. BOTTOM SIDE OF THE PCB IS CONTINUOUS GROUND PLANE.

- DENOTES PCB COPPER LAYOUT WITH SMOBC (SOLDER MASK OVER BARE COPPER)
- DENOTES COPPER LAND PATTERN FREE OF SOLDER MASK

#### Notes

A. Performance and quality attributes and conditions not expressly stated in this specification document are intended to be excluded and do not form a part of this specification document.  
B. Electrical specifications and performance data contained in this specification document are based on Mini-Circuit's applicable established test performance criteria and measurement instructions.  
C. The parts covered by this specification document are subject to Mini-Circuits standard limited warranty and terms and conditions (collectively, "Standard Terms"); Purchasers of this part are entitled to the rights and benefits contained therein. For a full statement of the Standard Terms and the exclusive rights and remedies thereunder, please visit Mini-Circuits' website at [www.minicircuits.com/MCLStore/terms.jsp](http://www.minicircuits.com/MCLStore/terms.jsp)

### Features

- wideband, DC to 2500 MHz
- excellent VSWR, through entire band
- miniature size, SOT143 package
- aqueous washable

### Applications

- cellular
- PCS
- ISM
- VHF/UHF

### Electrical Specifications at 25°C

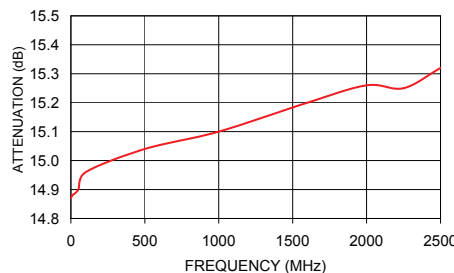
FREQ. RANGE (MHz)	ATTENUATION (dB) Flatness, Max.	VSWR (:1) Max.			MAX. INPUT POWER <sup>1</sup> (W)
		DC-0.5 GHz	DC-1 GHz	DC-2.5 GHz	
$f_L$ - $f_U$	Norm.	DC-0.5 GHz	DC-1 GHz	DC-2.5 GHz	
DC-2500	15±0.8	1.3	1.4	1.6	0.5

1. RF power at 25°C case temperature: ½Watt. Derate linearly to 0.2 Watt at 85°C.
2. Flatness= variation over band divided by 2

### Typical Performance Data

Frequency (MHz)	Attenuation (dB)	VSWR (:1)
1.00	14.87	1.06
10.00	14.88	1.06
50.00	14.90	1.06
100.00	14.96	1.05
500.00	15.04	1.05
1000.00	15.10	1.07
1600.00	15.20	1.13
2000.00	15.26	1.16
2250.00	15.25	1.18
2500.00	15.32	1.21

LAT-15+  
ATTENUATION



LAT-15+  
VSWR

