

Wideband Amplifier

ZHL-22LM-75+

75Ω 5 to 200 MHz



Case Style: S860

The Big Deal

- Ultra low second harmonic, very high output IP2, 85 dBm typ.
- Excellent output IP3, 42 dBm typ.
- Output power at 1 dB compression, +25 dBm typ.

Product Overview

The ZHL-22LM-75+ is a high-performance, push-pull amplifier featuring very low second- and third-order distortion products across its 5-200 MHz bandwidth. Designed for a 6V/300 mA typ. power supply, with F connectors in/out, it's a high-value, low-cost solution providing a 15-dB gain for CATV return path applications under DOCSIS 2.0 and 3.0. The rugged, aluminum alloy case measures 3.75 x 2.0 x 0.80" high.

Feature	Advantages
Ultra low second harmonic, -86 dBc typ. at 0 dBm output	Exceptionally low second order harmonic distortion, optimized for CATV return path frequencies
Very high output IP2, 85 dBm typ	Very high linearity across entire 5-200 MHz bandwidth
Excellent output IP3, 42 dBm typ	Excellent suppression of unwanted intermods in the presence of multi carriers
Output power, 25 dBm typ	Very consistent output power across entire bandwidth
Flat gain, 15.5 ± 0.5 dB	Ideal for applications requiring consistent, repeatable amplification across a wide range of frequencies



For detailed performance specs & shopping online see web site

P.O. Box 350166, Brooklyn, New York 11235-0003 (718) 934-4500 Fax (718) 332-4661 The Design Engineers Search Engine  Provides ACTUAL Data Instantly at minicircuits.com

IF/RF MICROWAVE COMPONENTS

Notes: 1. Performance and quality attributes and conditions not expressly stated in this specification sheet are intended to be excluded and do not form a part of this specification sheet. 2. Electrical specifications and performance data contained herein are based on Mini-Circuit's applicable established test performance criteria and measurement instructions. 3. The parts covered by this specification sheet are subject to Mini-Circuits standard limited warranty and terms and conditions (collectively, "Standard Terms"); Purchasers of this part are entitled to the rights and benefits contained therein. For a full statement of the Standard Terms and the exclusive rights and remedies thereunder, please visit Mini-Circuits' website at www.minicircuits.com/MCLStore/terms.jsp.

Connectorized Push-Pull Wideband Amplifier

ZHL-22LM-75+

75Ω 5 to 200 MHz

Features

- Ultra low second harmonic, -86 dBc typ. at 0 dBm output
- Very high output IP2, 85 dBm typ.
- Excellent output IP3, 42 dBm typ.
- Output power, 25.0 dBm typ.

Applications

- Cable TV



Case Style: S860

Connectors	Model	Price	Qty.
F-Female	ZHL-22LM-75-F+	\$69.95 ea.	(1-9)

+ RoHS compliant in accordance with EU Directive (2002/95/EC)

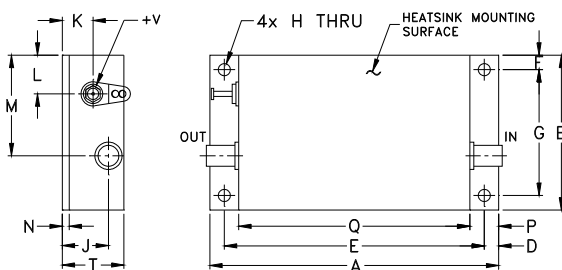
The +Suffix has been added in order to identify RoHS Compliance. See our web site for RoHS Compliance methodologies and qualifications.

Electrical Specifications at 25°C

Parameter	Condition (MHz)	Min	Typ.	Max.	Units
Frequency Range	—	5	—	200	MHz
Gain	5-200	14	15.5	—	dB
Output Power at 1dB compression	5-200	23	25.0	—	dBm
Output third order intercept point IP3*	5 100 200	36 40 40	40 42 42	—	dBm
Output second order intercept point IP2*	5-200	60	85	—	dBm
Noise Figure	10-200	—	3.7	7	dB
Input VSWR	5-200	—	1.3	1.5	:1
Output VSWR	5-200	—	1.4	1.7	:1
DC Supply Voltage	—	—	6.0	6.2	V
Supply Current at +6V supply	—	215	300	400	mA

*Two tones, spaced 1 MHz apart, 0 dBm/tone at output.

Outline Drawing



Maximum Ratings

Parameter	Ratings
Operating Temperature	-40°C to 65°C Case
Storage Temperature	-55°C to 100°C
DC Voltage	6.5V
Input RF Power (no damage)	24dBm

Permanent damage may occur if any of these limits are exceeded.

Outline Dimensions (inch/mm)

A	B	D	E	F	G	H	J	K	L	M	N	P	Q	T	wt
3.75	2.00	.19	3.375	.19	1.625	.144	.50	.40	.50	1.30	.10	.38	3.00	.80	grams
95.25	50.80	4.83	85.73	4.83	41.28	3.66	12.70	10.16	12.70	33.02	2.54	9.65	76.20	20.32	150.0



P.O. Box 350166, Brooklyn, New York 11235-0003 (718) 934-4500 Fax (718) 332-4661 The Design Engineers Search Engine Provides ACTUAL Data Instantly at minicircuits.com

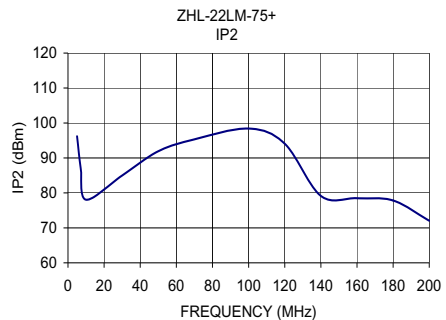
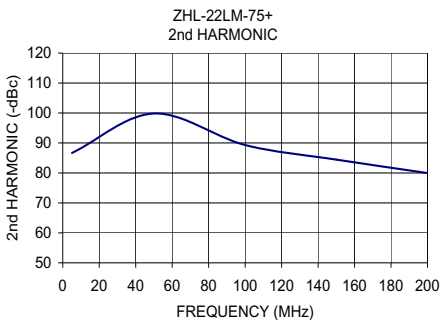
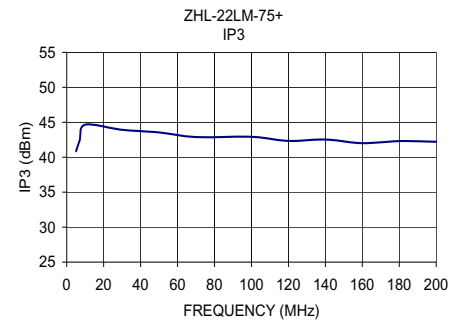
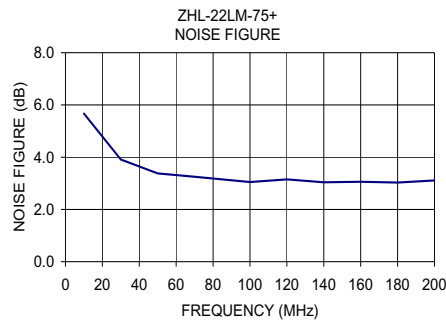
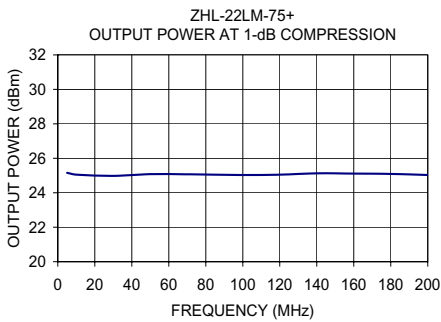
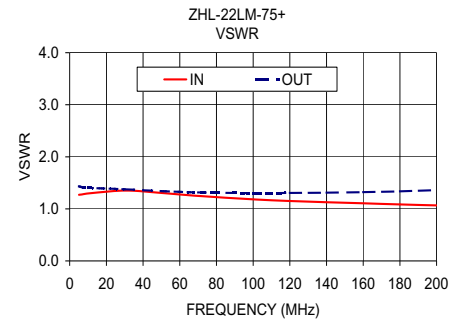
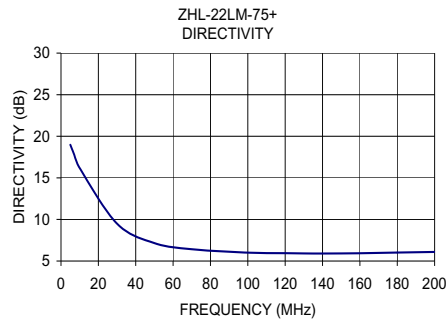
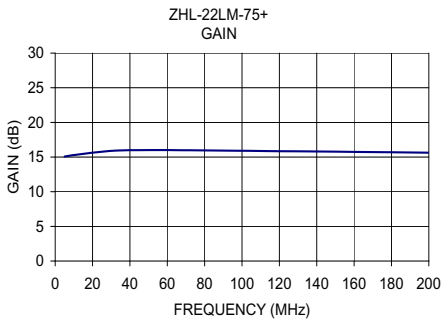
IF/RF MICROWAVE COMPONENTS

For detailed performance specs & shopping online see web site

REV. OR
M128996
ZHL-22LM-75+
ED-13828/8
WZ/CP/AM
110913
Page 2

Notes: 1. Performance and quality attributes and conditions not expressly stated in this specification sheet are intended to be excluded and do not form a part of this specification sheet. 2. Electrical specifications and performance data contained herein are based on Mini-Circuit's applicable established test performance criteria and measurement instructions. 3. The parts covered by this specification sheet are subject to Mini-Circuits standard limited warranty and terms and conditions (collectively, "Standard Terms"); Purchasers of this part are entitled to the rights and benefits contained therein. For a full statement of the Standard Terms and the exclusive rights and remedies thereunder, please visit Mini-Circuits' website at www.minicircuits.com/MCLStore/terms.jsp.

FREQUENCY (MHz)	GAIN (dB)	DIRECTIVITY (dB)	VSWR (:1)		NOISE FIGURE (dB)	POUT at 1dB COMPR. (dBm)	OUTPUT IP3 (dBm)
	6V	6V	IN 6V	OUT 6V		6V	6V
5.00	15.08	18.98	1.27	1.43		25.16	40.85
7.00	15.17	17.83	1.28	1.41		25.11	42.41
10.00	15.29	16.18	1.29	1.40	5.67	25.05	44.66
30.00	15.89	9.49	1.35	1.38	3.91	24.98	43.92
50.00	16.01	7.16	1.31	1.34	3.38	25.08	43.55
70.00	15.98	6.42	1.25	1.32	3.25	25.07	42.89
100.00	15.91	6.01	1.18	1.30	3.05	25.03	42.92
120.00	15.85	5.95	1.15	1.31	3.15	25.05	42.33
140.00	15.81	5.90	1.13	1.31	3.04	25.13	42.54
160.00	15.75	5.94	1.11	1.32	3.06	25.11	42.01
180.00	15.70	6.02	1.09	1.34	3.03	25.09	42.31
200.00	15.63	6.09	1.07	1.36	3.11	25.03	42.21



For detailed performance specs & shopping online see web site

P.O. Box 350166, Brooklyn, New York 11235-0003 (718) 934-4500 Fax (718) 332-4661 The Design Engineers Search Engine Provides ACTUAL Data Instantly at minicircuits.com

IF/RF MICROWAVE COMPONENTS

Notes: 1. Performance and quality attributes and conditions not expressly stated in this specification sheet are intended to be excluded and do not form a part of this specification sheet. 2. Electrical specifications and performance data contained herein are based on Mini-Circuit's applicable established test performance criteria and measurement instructions. 3. The parts covered by this specification sheet are subject to Mini-Circuits standard limited warranty and terms and conditions (collectively, "Standard Terms"); Purchasers of this part are entitled to the rights and benefits contained therein. For a full statement of the Standard Terms and the exclusive rights and remedies thereunder, please visit Mini-Circuits' website at www.minicircuits.com/MCLStore/terms.jsp.