

Coaxial


High Power Amplifier

ZHL-100W-GAN+

50Ω 100W 20 to 500 MHz



ZHL-100W-GAN+
Price \$2395.00 (Qty. 1-9)



ZHL-100W-GANX+
Price \$2320.00 (Qty. 1-9)

The Big Deal

- High Efficiency, 50% typ.
- High Output Power, 100W
- GaN Output Stage
- High Output IP2, +84 dBm typ.
- High Output IP3, +60 dBm typ.

Product Overview

The Mini-Circuits ZHL-100W-GAN+ utilizes high power Gallium Nitride (GaN) output stage, which results in higher efficiency (50% typ.) as compared to GaAs, LDMOS and VDMOS counterparts. GaN FET's boast a maximum junction temperature of 250°C translating into higher operating temperatures without adversely affecting the MTBF.

Key Features

Feature	Advantages
High Efficiency	Higher PAE results in significant cost savings over the operating life of amplifier.
Rugged Design	Extreme load mismatch such as open/short at output are tolerated without damaging the amplifiers.
Range of Protections	Over temperature, over voltage and reverse polarity protection add to the ruggedness of amplifier.



ISO 9001 ISO 14001 AS 9100 CERTIFIED

P.O. Box 350166, Brooklyn, New York 11235-0003 (718) 934-4500 Fax (718) 332-4661 The Design Engineers Search Engine  Provides ACTUAL Data Instantly at minicircuits.com

IF/RF MICROWAVE COMPONENTS

For detailed performance specs
& shopping online see web site

Notes: 1. Performance and quality attributes and conditions not expressly stated in this specification sheet are intended to be excluded and do not form a part of this specification sheet. 2. Electrical specifications and performance data contained herein are based on Mini-Circuit's applicable established test performance criteria and measurement instructions. 3. The parts covered by this specification sheet are subject to Mini-Circuits standard limited warranty and terms and conditions (collectively, "Standard Terms"); Purchasers of this part are entitled to the rights and benefits contained therein. For a full statement of the Standard Terms and the exclusive rights and remedies thereunder, please visit Mini-Circuits' website at www.minicircuits.com/MCLStore/terms.jsp.

Coaxial High Power Amplifier

ZHL-100W-GAN+

50Ω 100W 20 to 500 MHz

Features

- High power, 100 Watt
- Excellent IP3, +60 dBm typ.
- Excellent IP2, +84 dBm typ.
- High efficiency, 50% typ. at Pin=+15dBm
- Class A amplifier
- No damage with an open or short output load under full CW output power¹
- Shuts off when base plate temperature exceeds +100°C
- Over voltage protection, shut off above 37V
- Reverse Polarity Protected
- Unconditionally stable
- Protected by US patent 7,348,854

Applications

- VHF/UHF transmitters
- Defense
- Amateur radio, FM, TV
- Laboratory use

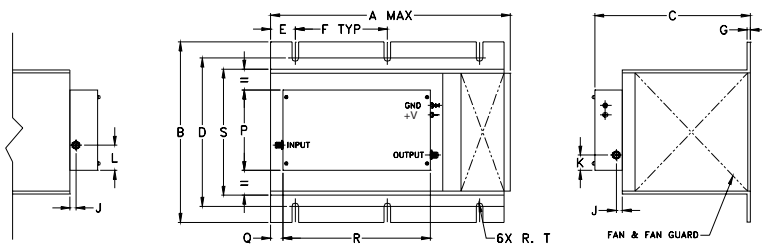
Electrical Specifications at 25°C

Parameter	ZHL-100W-GAN+			ZHL-100W-GANX+ [▲]			Units
	Min.	Typ.	Max.	Min.	Typ.	Max.	
Frequency Range	20	—	500	20	—	500	MHz
Gain	38	42	45	38	42	45	dB
Gain Flatness	—	±1.5	±2.5	—	±1.5	±2.5	dB
Output Power at 1dB compression	+46	+49	—	+46	+49	—	dBm
Output Power at 3dB compression	+48.5	+50	—	+48.5	+50	—	dBm
Saturated Output Power (at Pin: +15 dBm)	+48.5	+50	—	+48.5	+50	—	dBm
Noise Figure	—	7.0	12.0	—	7.0	12.0	dB
Output third order intercept point ²	—	+60	—	—	+60	—	dBm
Output second order intercept point ²	—	+84	—	—	+84	—	dBm
Input VSWR	—	1.5	—	—	1.5	—	:1
Output VSWR	—	2.5	—	—	2.5	—	:1
DC Supply Voltage	—	30	31	—	30	31	V
Supply Current	—	8.2	9.4	—	7.8	9.0	A

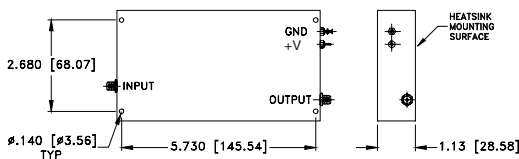
1. At constant open or short load 30V nominal supply voltage
2. Measured with 2 tones, 1 MHz apart, +36 dBm/tone

▲ Heat sink and fan not included. Alternative heat sinking and heat removal must be provided by the user to limit maximum base-plate temperature to 85°C, in order to ensure proper performance. For reference, this requires thermal resistance of user's external heat sink to be 0.074°C/W max.

Outline Drawing



MOUNTING INFORMATION FOR MODELS WITHOUT HEATSINK.



Outline Dimensions (inch)

A	B	C	D	E	F	G	H	J	K	L	M	N	P	Q	R	S	T	wt
9.85	7.3	6.3	6.00	1.00	3.75	.13	—	.25	.63	1.03	—	—	3.25	.5	6.00	5.1	.135	grams*
250.19	185.42	160.02	152.40	25.40	95.25	3.30	—	6.35	16.00	26.16	—	—	82.55	12.70	152.40	129.54	3.43	4185

*500 grams without heatsink



P.O. Box 350166, Brooklyn, New York 11235-0003 (718) 934-4500 Fax (718) 332-4661 The Design Engineers Search Engine Provides ACTUAL Data Instantly at minicircuits.com

IFIRF MICROWAVE COMPONENTS

For detailed performance specs & shopping online see web site

Notes: 1. Performance and quality attributes and conditions not expressly stated in this specification sheet are intended to be excluded and do not form a part of this specification sheet. 2. Electrical specifications and performance data contained herein are based on Mini-Circuit's applicable established test performance criteria and measurement instructions. 3. The parts covered by this specification sheet are subject to Mini-Circuits standard limited warranty and terms and conditions (collectively, "Standard Terms"); Purchasers of this part are entitled to the rights and benefits contained therein. For a full statement of the Standard Terms and the exclusive rights and remedies thereunder, please visit Mini-Circuits' website at www.minicircuits.com/MCLStore/terms.jsp.

+ RoHS compliant in accordance with EU Directive (2002/95/EC)

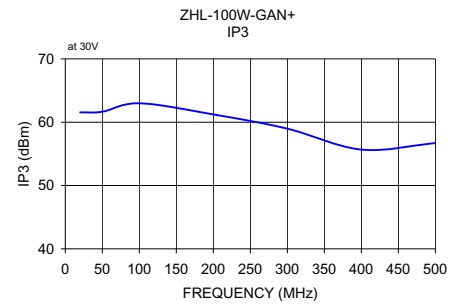
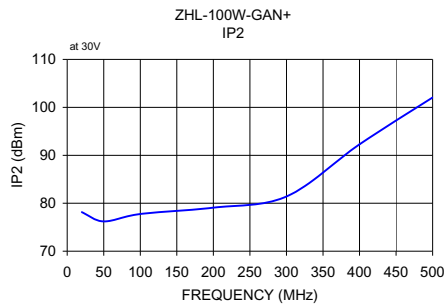
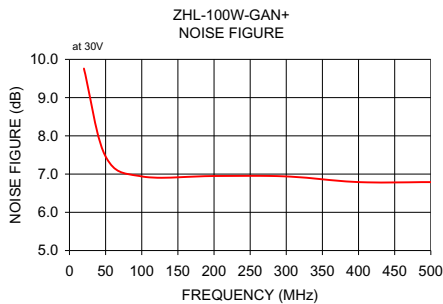
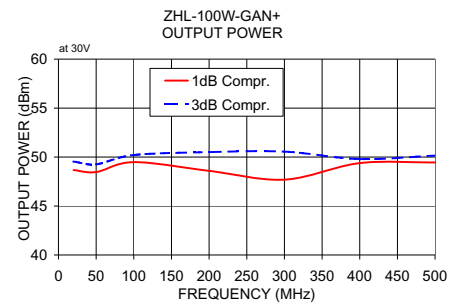
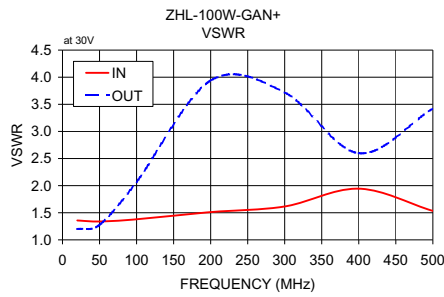
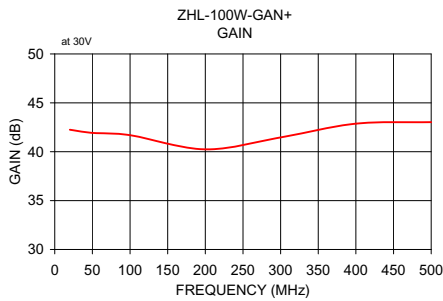
The +Suffix has been added in order to identify RoHS Compliance. See our web site for RoHS Compliance methodologies and qualifications.



Model No.	ZHL-100W-GAN+	ZHL-100W-GANX+
Case Style	BT1165	
Connectors	SMA	
Price (Qty.)	\$2395.00 ea. (1-9)	\$2320.00 ea. (1-9)

REV. OR
M127629
ZHL-100W-GAN+
ED-14042/4
MMMR/CP/AM
101202
Page 1 of 2

FREQUENCY (MHz)	GAIN (dB)	VSWR (:1)		NOISE FIGURE (dB)	POUT (dBm) at 30V		OUTPUT IP2 (dBm)	OUTPUT IP3 (dBm)
	30V	IN	OUT	30V	1 dB Compr.	3 dB Compr.	30V	30V
20.00	42.25	1.36	1.20	9.76	48.67	49.54	78.14	61.56
50.00	41.92	1.34	1.28	7.46	48.47	49.26	76.21	61.66
100.00	41.69	1.38	2.07	6.94	49.48	50.21	77.76	62.99
200.00	40.24	1.51	3.94	6.95	48.59	50.50	79.08	61.23
300.00	41.46	1.62	3.72	6.94	47.69	50.55	81.42	58.98
400.00	42.87	1.94	2.60	6.79	49.38	49.79	92.28	55.67
500.00	43.02	1.53	3.42	6.79	49.45	50.15	102.05	56.70



For detailed performance specs & shopping online see web site

P.O. Box 350166, Brooklyn, New York 11235-0003 (718) 934-4500 Fax (718) 332-4661 The Design Engineers Search Engine Provides ACTUAL Data Instantly at minicircuits.com

Notes: 1. Performance and quality attributes and conditions not expressly stated in this specification sheet are intended to be excluded and do not form a part of this specification sheet. 2. Electrical specifications and performance data contained herein are based on Mini-Circuit's applicable established test performance criteria and measurement instructions. 3. The parts covered by this specification sheet are subject to Mini-Circuits standard limited warranty and terms and conditions (collectively, "Standard Terms"); Purchasers of this part are entitled to the rights and benefits contained therein. For a full statement of the Standard Terms and the exclusive rights and remedies thereunder, please visit Mini-Circuits' website at www.minicircuits.com/MCLStore/terms.jsp.